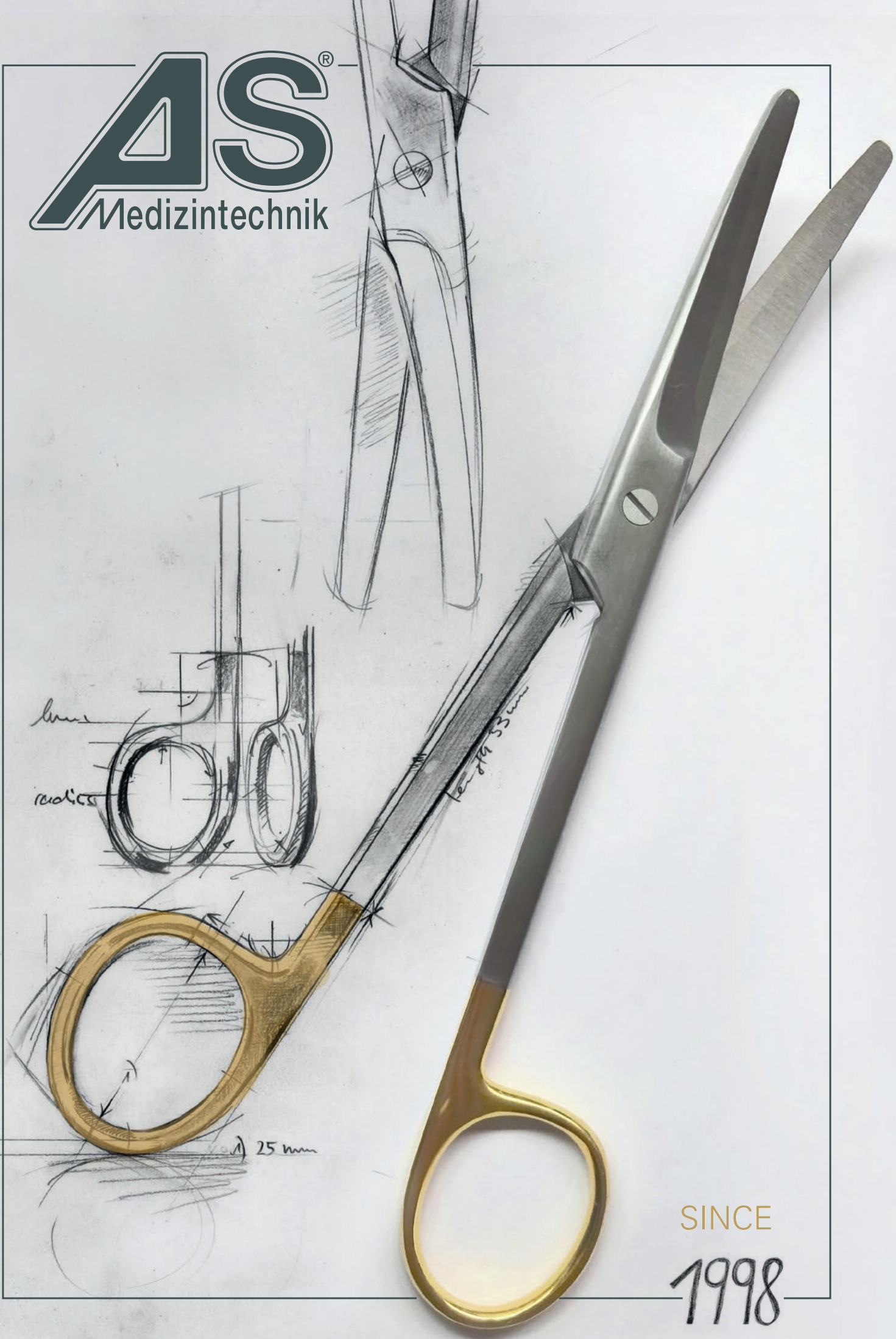


AS[®]
Medizintechnik



SINCE
1998



The Global Partner

ALLGEMEINE HINWEISE

LEGAL NOTE

NOTA LEGAL

NOTA LEGALE

Der Ihnen vorliegende AS-Chirurgiekatalog bleibt Eigentum der AS Medizintechnik GmbH. Dies gilt auch dann, wenn eine Leih- oder Schutzgebühr für diesen Katalog entrichtet wurde. Er darf ausschließlich zum Zweck des Einkaufs und Vertrieb der darin beschriebenen AS-Produkte durch den hierzu autorisierten Fachhandel oder zur Bedarfsbeschaffung durch den entsprechenden Anwender benutzt werden. Die Verwendung des Katalogs entgegen unseren Interessen berechtigt uns zur unverzüglichen Rückforderung und optionalen weiteren Maßnahmen. Dieser Katalog darf weder teilweise noch im Gesamten kopiert, digital eingelesen oder nachgedruckt werden, sofern nicht unsere ausdrückliche, schriftliche Genehmigung vorliegt. Alle in diesem Katalog abgebildeten Instrumente dürfen nicht am zentralen Kreislauf- und Nervensystem angewendet werden. Modelländerungen vorbehalten.

The AS Surgery catalogue remains the property of AS Medizintechnik GmbH. This also applies if a lending fee or nominal charge has been paid for this catalog. It may only be used for the purpose of purchasing and selling the AS products described therein by the specialized trade authorized in this regard, or for supplying the needs of the respective user. The use of the catalog against our interests entitles us to demand that the catalog be returned immediately, as well as other possible actions. This catalog may not be copied in part or in whole, be digitally scanned or printed from a scan without our express, written consent. All instruments shown in this catalogue must not be used on the circulatory and central nervous system. Models subject to change without notice.

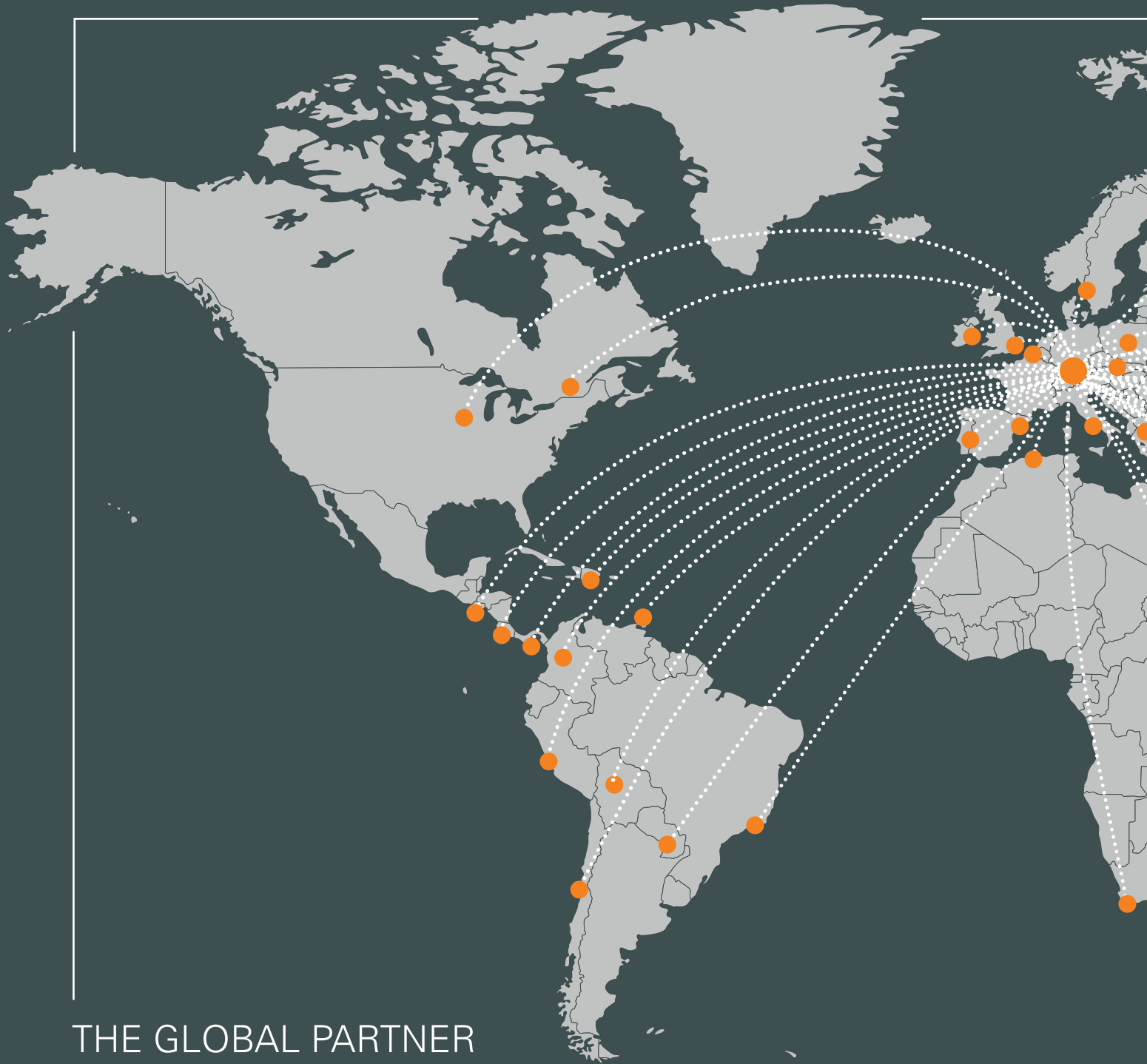
El catálogo Cirugía de AS que tiene en su poder es propiedad de AS Medizintechnik GmbH. Esto también se aplica incluso en el caso de que haya pagado las tasas de préstamo o protección de dicho catálogo. Por lo tanto, sólo puede utilizarse para comprar y comercializar los productos de AS que se describen en su interior a través de un establecimiento especializado autorizado, o bien para la adquisición por parte del usuario correspondiente de los productos que necesite. Si el catálogo se utiliza en contra de nuestros intereses, tendremos derecho a que éste se nos devuelva de inmediato, o bien a tomar las medidas que consideremos oportunas. Queda prohibida la reproducción total o parcial de este catálogo, así como su procesamiento digital o su reimpresión, sin nuestro consentimiento expreso y por escrito. Todos los instrumentos mostrados en este catálogo no deben ser utilizados en el sistema circulatorio y nervioso central. Modelos sujetos a cambios sin previo aviso.

Il catalogo Chirurgia AS in vostro possesso rimane di proprietà di AS Medizintechnik GmbH. Ciò vale anche nel caso in cui per questo catalogo sia stato versato un contributo per prestito o spese. Il catalogo deve essere utilizzato esclusivamente per l'acquisto e la distribuzione dei prodotti AS descritti nello stesso da parte del personale specializzato e autorizzato oppure per il necessario approvvigionamento da parte dei rispettivi utilizzatori. L'utilizzo del catalogo a scapito dei nostri interessi ci autorizza a richiederne l'immediata restituzione e a perseguire eventuali ulteriori misure. Questo catalogo non deve essere fotocopiato, riprodotto con mezzi digitali o ristampato, né parzialmente né integralmente, senza la nostra espressa autorizzazione scritta. Tutti gli strumenti mostrati in questo catalogo non devono essere utilizzati sul sistema circolatorio e nervoso centrale. Modelli soggetti a modifiche senza preavviso.



UMENTE MICRO INSTR
RO INSTRUMENTE ST
TRUMENTE MICRO INS
CRO INSTRUMENTS IN
JIMENTOS DE MICRO S
O INSTRUMENTARIO MIC
ARIO MICRO MIKRO IN
RUMENTS INSTRUMIE
ENTARIO MICRO MIKRO
MICRO INSTRUMENTS
DE MICRO INSTRUMENTS

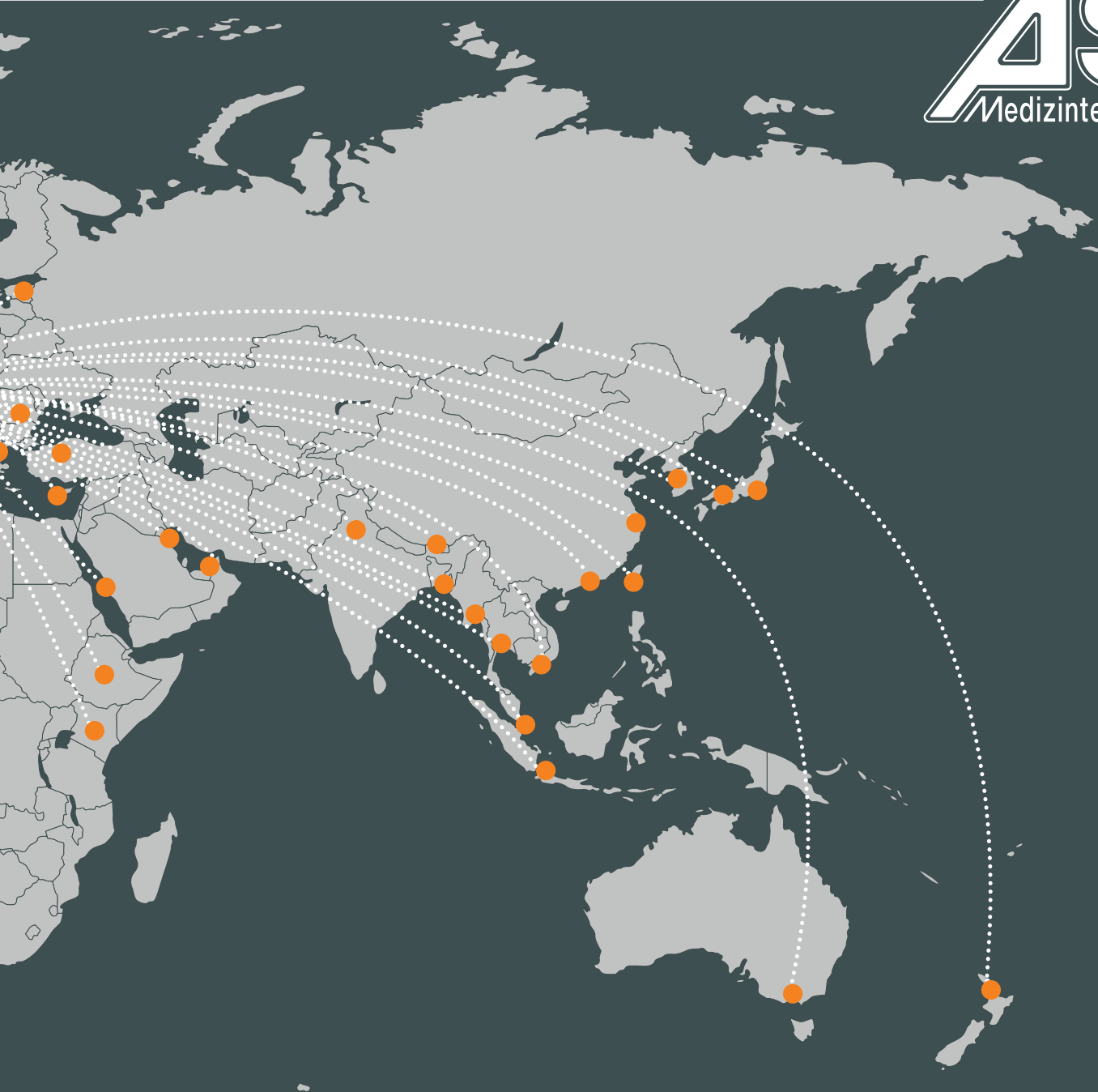
AS[®]
Medizintechnik



THE GLOBAL PARTNER

Als global agierendes Familienunternehmen bedienen wir in über 70 Ländern ein autorisiertes, regionales Distributionsnetzwerk. Damit erreichen unsere Partner die operativen Fachrichtungen in vielen Krankenhäusern der Welt. So sorgen wir dafür, dass unsere Produkte termingerecht bei Ihnen ankommen. Durch ein weltweit geschultes Team bewirken wir hohe Präsenz und Kundennähe in Ihrer Sprache.

As a global family business, we operate an authorized, regional distribution network in over 70 countries. This enables our partners to reach the specialized surgical departments in hospitals around the world and ensure that our products arrive in due time. Thanks to a well-trained, global team, we can provide a strong presence and customer proximity while speaking your language.




Como empresa familiar de actuación global, operamos en una red de distribución regional autorizada en más de 70 países. Esto permite a nuestros socios comerciales llegar a los departamentos quirúrgicos en gran cantidad de hospitales de todo el mundo y asegurar que nuestros productos se entreguen en el plazo previsto. Gracias a un competente equipo internacional, conseguimos una gran presencia y cercanía al cliente en su idioma.

Come impresa familiare operante a livello globale, serviamo una rete di distribuzione regionale e autorizzata in oltre 70 Paesi. In questo modo, i nostri partner soddisfano le esigenze delle specializzazioni chirurgiche di molti ospedali in tutto il mondo e fanno sì che i nostri prodotti giungano da voi nei tempi previsti. Grazie a un team qualificato in tutto il mondo garantiamo un'elevata presenza e un'assistenza clienti nella vostra lingua.

DIVERSITY





„SURGICAL INSTRUMENTS ARE OUR DNA“

Mit AS Instrumenten effizient operieren. Ärzte weltweit nutzen es, vertrauen uns, und sind überzeugt von unserem Instrumentarium.

Die gleichbleibend hohe Qualität, die präzise Modelltreue und das von uns selektierte Design mit seinen vielfältigen Möglichkeiten, werden immer wieder ausdrücklich hervorgehoben. 18.000 verschiedene Modelle und Lösungen stehen zur Auswahl. Dies erlaubt, vom Einzelinstrument bis hin zum fachgerechten OP-Set, alles nach Kundenwunsch und Anforderungen zu konfigurieren.

Moderne Dokumentation steht mehrsprachig zur Verfügung und reflektiert die Kompetenz des Unternehmens.

Surgeons around the world operate efficiently with AS instruments. They trust us and are impressed with our products.

The consistently high quality, precise model accuracy and carefully selected designs with a diverse range of options are repeatedly emphasized. 18,000 different models and solutions are available. This makes it possible to configure everything from individual instruments to professional surgical sets in line with customer needs and requirements.

Modern documentation is provided in several languages and reflects the company's expertise.

Con los instrumentos AS se opera de forma eficiente. Médicos de todo el mundo los utilizan, confían en nosotros y están convencidos de nuestro instrumental.

La constante alta calidad, precisión de los modelos y el selecto diseño de nuestros instrumentos, son cualidades destacables. 18.000 diferentes modelos y soluciones están disponibles. Así es posible configurar desde instrumentos simples hasta sets quirúrgicos según los requerimientos del cliente.

La moderna documentación está disponible en varios idiomas y refleja la competencia profesional de nuestra empresa.

Operare con efficacia con gli strumenti AS. I medici di tutto il mondo li utilizzano, si fidano di noi e sono convinti dei nostri strumenti.

La qualità costantemente alta, la fedeltà precisa nel riprodurre i modelli e il design selezionato da noi con le sue molteplici opzioni vengono sempre enfatizzati in modo esplicito. È possibile scegliere tra 18.000 diversi modelli e soluzioni. Ciò permette di configurare tutto, dai singoli strumenti ai set completi delle sale operatorie, secondo le richieste e le esigenze del cliente.

La documentazione, redatta con un occhio di riguardo verso la modernità, è disponibile in più lingue, riflettendo così la competenza dell'azienda.

PRODUCTION


AS Instrumente werden primär in Tuttlingen, dem Weltzentrum der Medizintechnik, von ausgesuchten Produktionspartnern hergestellt. Der Produktionsprozess von chirurgischen Instrumenten ist eine Verbindung von Hightech und traditioneller Handarbeit. Dabei werden strenge Qualitätsvorgaben, von der Auswahl der korrosionsbeständigen Edelstähle, über Fertigungsmethoden und Vergütung, bis hin zum Finish, eingehalten. Bevor die Instrumente unser Haus verlassen, werden sie mehrfach auf entscheidende Kriterien sowie auf eine homogene, blendfreie Oberfläche geprüft.

AS instruments are primarily manufactured in Tuttlingen, the global centre of medical technology, by selected production partners. The process of manufacturing surgical instruments combines high-tech methods with traditional, manual workmanship. From the selection of corrosion-resistant stainless steels through the actual production and refining to finishing, adherence to strict quality standards is ensured at every stage. Before the instruments leave our company, they undergo multiple inspections based on key criteria.

Los instrumentos AS son fabricados principalmente en Tuttlingen, el centro mundial de la tecnología médica, por socios de producción seleccionados. El proceso de fabricación de instrumentos quirúrgicos es una combinación de alta tecnología y trabajo manual tradicional. En cada etapa, desde la cuidadosa selección del acero inoxidable, pasando por los métodos de fabricación y temple, hasta el acabado final, se cumplen estrictas normas de calidad. Antes de que los instrumentos AS abandonen nuestras instalaciones, se realizan múltiples inspecciones de diversos criterios fundamentales, garantizando así una superficie homogénea y anti-reflejante.

Gli strumenti AS sono prodotti principalmente a Tuttlingen, il centro mondiale per la tecnologia medica, da partner di produzione selezionati. Il processo di produzione degli strumenti chirurgici è un'unione tra high-tech e lavoro manuale tradizionale. Vengono rispettate rigorose specifiche di qualità, dalla selezione degli acciai inossidabili resistenti alla corrosione, attraverso i metodi di fabbricazione e la tempra, fino alla finitura. Prima che gli strumenti lascino la nostra sede, vengono controllati più volte in merito a criteri decisivi e si verifica che la loro superficie sia omogenea e senza riflessi.

GERMANY







AS 48-007-18
Medizintechnik Germany Stainless
CE 0483 

DATA
MATRIX

MARKING

Ultrakurzpuls Lasertechnologie ermöglicht uns, alle gängigen Materialien und Oberflächenstrukturen kontrastreich und korrosionsfrei zu markieren. Diese Lasertechnologie zählt zu den beständigsten Markierungsmethoden in der Medizintechnik. AS Instrumente werden mit UDI konformen DataMatrix Code gemäß GS1 Standard markiert und erfüllen somit die regulatorischen Anforderungen der aktuellen Gesetzgebung.

Durch die Kombination aus blendfreier Oberfläche, kontrastreicher Markierung und einem maschinenlesbaren UDI Code, erhalten unsere Kunden ein beständiges und hochwertiges Medizinprodukt.

Ultrashort pulse laser technology enables us to mark all common materials and surface structures with high-contrast and corrosion-free. This laser technology is one of the most durable marking methods in the field of medical technology. AS instruments are marked with a UDI-compliant DataMatrix code according to the GS1 standard, thereby complying with current regulatory requirements.

Thanks to the combination of glass beaten finish, high-contrast marking and a machine-readable UDI code, our customers receive durable medical devices of high quality.

La tecnología láser de pulso ultracorto nos permite marcar todos los materiales y superficies con un alto contraste y sin riesgo de corrosión. Se trata de uno de los métodos de marcación láser con mayor resistencia en la tecnología médica. Los instrumentos AS se marcan conforme a la UDI con un código DataMatrix según el estándar GS1 y, de tal modo, cumplen con los requisitos regulatorios de la legislación actual.

Gracias a la combinación del acabado antirreflejante, la marcación láser de alto contraste y un código de identificación única legible por máquina, nuestros clientes reciben productos médicos de alta resistencia y gran calidad.

La tecnologia laser a impulsi ultracorti consente una marcatura di tutti i materiali più diffusi e delle strutture superficiali con alto contrasto e senza corrosione. Questa tecnologia laser è uno dei metodi di marcatura più durevoli nella tecnologia medica. Gli strumenti AS sono marcati con il codice DataMatrix conforme a UDI secondo lo standard GS1 e soddisfano pertanto i requisiti normativi della legislazione attuale. La combinazione di una superficie antiriflesso, di una marcatura ad alto contrasto e di un codice UDI leggibile a macchina fornisce ai nostri clienti un dispositivo medico durevole e di alta qualità.





PROCESSES

Bei der Qualitätskontrolle wird eine visuelle, systematische Prüfung auf Oberfläche und Modelltreue anhand der technischen Fertigungszeichnungen durchgeführt. Hinzu kommt das Rockwell-Verfahren, bei der die vorgegebene Härte des jeweiligen Instruments geprüft wird. Nahezu alle Instrumente werden glasperlengestrahlt, um eine mattierte und blendfreie Oberfläche zu gewährleisten.

Anschließend wird per Hightech Lasertechnologie eine Markierung aufgebracht, haltbar über den gesamten Lebenszyklus. Nach Vorreinigung im Ultraschallbad folgt eine validierte und automatische Endreinigung der Instrumente in unseren RDG, bei der auch die Passivierung und das Aufbringen eines Korrosionsschutzes integriert sind. Final erfolgen weitere Inspektionen, einschließlich Ölung aller beweglichen Teile sowie eine Funktions- und Schnittprüfung.

In the quality control stage, a visual and systematic inspection of the surface and model accuracy is performed based on technical production drawings. The Rockwell procedure is also used to test the specified instrument hardness. Almost all instruments are glass beaten to ensure a matt and anti-reflection finish.

High-tech laser technology is then used to apply a durable marking that remains in place throughout the instrument's lifetime. After being precleaned in an ultrasonic bath, the instruments undergo a validated and automated final cleaning process in our cleaning and disinfection machines. This stage also involves the instruments' passivation and the application of corrosion protection. Finally, further inspections are performed, all moving parts are oiled plus functional and cutting tests are carried out.



Durante el control de calidad se efectúa una inspección visual y sistemática de la superficie y el control de la exactitud de los modelos mediante los planos técnicos de producción. Además, se aplica el método de Rockwell, con el que se comprueba la dureza específica de los instrumentos. Luego se realiza un proceso de arenado con micro-esferas de vidrio en casi todos los instrumentos para garantizar una superficie mate y antirreflejante.

A continuación, con máquinas láser de alta tecnología se realiza la marcación que permanece durante todo el ciclo de vida útil. Tras un proceso de prelavado por ultrasonido, los instrumentos se someten a una limpieza final automática validada en nuestras máquinas de lavado y desinfección. En esta etapa, también se realiza un tratamiento de pasivación y protección contra la corrosión. Por último, se llevan a cabo las inspecciones finales, incluyendo la lubricación de todas las piezas móviles, así como una prueba de funcionamiento y de corte.

Il controllo di qualità prevede un'ispezione visiva e sistematica della superficie e della riproduzione fedele del modello sulla base dei disegni tecnici di produzione. A tutto ciò si aggiunge il metodo Rockwell, che testa la durezza specificata del rispettivo strumento. Quasi tutti gli strumenti sono sabbiati con perle di vetro, per garantire una superficie opaca e senza riflessi.

Viene quindi applicata una marcatura con tecnologia laser ad alta tecnologia che dura per l'intero ciclo di vita. La pulizia preliminare in bagno a ultrasuoni è seguita da una pulizia finale validata e automatica degli strumenti nei nostri termodisinfettori, che comprende anche la passivazione e l'applicazione di una protezione contro la corrosione. Infine, vengono effettuate ulteriori ispezioni, tra cui l'oliatura di tutte le parti mobili, nonché un test di funzionamento e di taglio.

STERILIZING CONTAINER

“YOU ARE PROTECTING
SOMETHING VERY SPECIAL”

The logo for asipco, featuring the word 'asipco' in a bold, lowercase sans-serif font. Above the letter 'i' is a small orange chevron shape pointing downwards.

Made in Germany

BENEFITS

- ✘ SAFE
- ✘ STABLE
- ✘ RELIABLE
- ✘ LOGIG
- ✘ HYGIENIC
- ✘ ENVIRONMENTALLY FRIENDLY



reddot award 2017
winner

FÜR EINS-A-LÖSUNGEN IN DER AEMP UND IM OP

Die asipco® Sterilisations-Cointainer wurden zielgerichtet für die anspruchsvolle Aufbereitung, Lagerung, Transport und aseptische Bereitstellung von chirurgischem Instrumentarium entwickelt. Dabei wurden immer die stets steigenden Anforderungen durch Regularien und Nutzeranwendungen an Sicherheit, Verlässlichkeit, Stabilität, Prozesseffizienz und Nachhaltigkeit berücksichtigt und umfassend erfüllt.

OPTIMAL SOLUTION FOR THE CSSD AND THE OPERATION THEATER

The asipco® sterilizing containers have been specifically developed for the demanding preparation, storage, transport and aseptic provision of surgical instruments. This was done under constant consideration of the ever increasing requirements established by regulations and user applications with regard to safety, reliability, stability, process efficiency and sustainability – all of which were comprehensively fulfilled.

ÓPTIMAS SOLUCIONES PARA LA CENTRAL DE ESTERILIZACIÓN Y EL QUIRÓFANO

Los contenedores de esterilización asipco® se han desarrollado específicamente para el exigente procesamiento, almacenamiento, transporte y provisión aseptica de instrumental quirúrgico. Se han considerado especialmente todos los crecientes requisitos, normativas y requerimientos del usuario en cuanto a seguridad, confiabilidad, estabilidad, eficiencia y sostenibilidad, los cuales se han cumplido satisfactoriamente.

PER SOLUZIONI DI QUALITÀ NELLE UNITÀ DI RITRATTAMENTO PER DISPOSITIVI MEDICI E IN SALA OPERATORIA

I contenitori per la sterilizzazione asipco® sono stati sviluppati in modo mirato per la complicata preparazione, la conservazione, il trasporto e la fornitura aseptica di strumenti chirurgici. In questo modo, i requisiti sempre crescenti delle normative e delle applicazioni degli utenti per la sicurezza, l'affidabilità, la stabilità, l'efficienza dei processi e la sostenibilità sono sempre stati presi in considerazione e soddisfatti in modo completo.





COMPANY

Mit unserer modernen Logistik sorgen wir dafür, dass alles was Sie bestellen, sicher und rechtzeitig ankommt. Mit unseren über 300 Handelspartnern sind wir immer ganz in Ihrer Nähe. Das ist unser Anspruch und dafür tun wir sehr viel, denn für uns stehen herausragender Service und zufriedene Kunden im Mittelpunkt. Wir betreuen unsere Kunden in mehreren Sprachen. Vor Ort erhalten Sie durch unsere kompetenten Partner ausführliche Schulungen und Einweisungen. Ein zeitgemäßer und effektiver Reparaturservice rundet unsere effizienten Logistikleistungen ab.

By using modern logistics, we ensure that you receive everything you order safe and in due time. With over 300 distribution partners, we are never far away. We are committed to this proximity and give our all to maintain it, because outstanding service and satisfied customers are extremely important to us. We serve our customers in several languages. Our professional partners provide extensive training courses and tutorials on site. A modern and effective repair service rounds off our range of efficient logistics services.

WE WELCOME YOU!



Surgery



Osteo



asipco



HFSurgery



Micro



Arthro



Endo

Nuestra moderna logística nos permite asegurar la entrega segura y puntual de todos los pedidos. Con nuestros más de 300 socios comerciales, estamos siempre muy cerca. Este es nuestro objetivo y hacemos todo lo posible para ello, porque para nosotros, mantener un servicio de excelencia y la satisfacción del cliente son lo más importante. Atendemos a nuestros clientes en varios idiomas.

Nuestros cualificados socios comerciales proporcionan cursos de formación y capacitaciones in situ. Un moderno y eficaz servicio de reparaciones complementa nuestras eficientes prestaciones logísticas.

Grazie alla nostra logistica moderna, ci assicuriamo che tutto ciò che ordinate arrivi in modo sicuro e puntuale. Grazie a oltre 300 partner commerciali, siamo sempre vicini a voi. Questa è la nostra pretesa, e ci impegniamo molto per raggiungerla, perché il nostro obiettivo è garantire un servizio eccezionale con clienti soddisfatti. Forniamo assistenza ai nostri clienti in diverse lingue.

Sul posto ricevete formazioni e istruzioni dettagliate dai nostri partner competenti. Le nostre prestazioni di logistica efficienti sono completate dal nostro servizio di riparazione contemporaneo ed efficace.

Produkt Symbole Product icons





Material Materials

	Titan Titanium
	Aluminium Aluminium
	Kunststoff Plastic
	PPSU Kunststoff PPSU Plastic
	PPMG Kunststoff PPMG Plastic
	PEEK Kunststoff PEEK Plastic
	Ferrozell Ferrozell
	TiAlN Beschichtung TiAlN coating
	Messing Brass
	Silber Silver
	Verchromt Chrome plated
	Edelstahl Stainless Steel
	Neusilber German silver
	Teflon Teflon
	Silikon Silicone
	Hartmetalleinlagen Tungsten Carbide inserts



Ausführung Specification

	Diamantbeschichtet Diamond dusted
	Isoliert Insulated
	Supercut Supercut
	Supercut Titan-Nitrit Supercut Titanium-Nitrite
	Wellenschliff Wave Cut
	1 Schneide gezahnt 1 serrated blade
	2 Schneiden gezahnt 2 serrated blades
	Streamline Verschluss Streamline box lock
	mit Gegengewicht with counterbalance

Atraumatisch | Atraumatic

	De Bakey, 1 Reihe De Bakey, 1 serration
	De Bakey, 2 Reihen De Bakey, 2 serrations
	Cooley, 1 Reihe Cooley, 1 serration
	Cooley, 2 Reihen Cooley, 2 serrations

Hochfrequenz Chirurgie | High Frequency Surgery

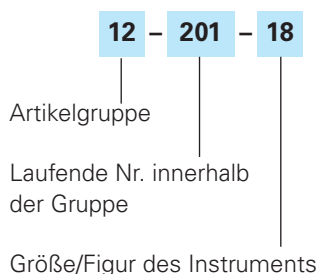
	Monopolar Monopolar
	Bipolar Bipolar

Artikel-Nummer
Item number

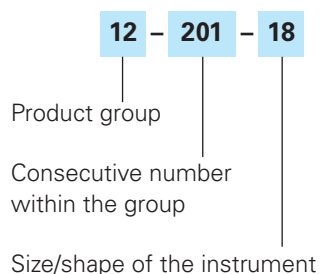

Jede Zeichnung und/oder Produktabbildung in diesem Katalog hat nur eine Artikelnummer und wird auch nur einmal abgebildet.

Every drawing and/or image in this catalogue has its unique item number and is pictured just once.

Nummernschlüssel:



Number code:

Arbeitsende des Produkts
Working end of the product

Optional: Ausführung
Optional: Specification

12-201-18 W

WAVE CUT


Autor (wenn vorhanden)
Author (if available)









METZENBAUM

12-201-18 18,0 cm, 7 "

Maße
Dimensions

Artikel-Nummer
Item number




Artikelgruppe Product group		Kapitel Chapter	Seite Page
	Skalpellierte, Skalpellierte, Klingenhalter, Klingebrecher Scalpel handles, Scalpel blades, Blade holders, Blade breakers	10/31	23-26
	Mikro Scheren, Flachgriff Micro scissors, flat handle	11	27-42
	Mikro Scheren, Rundgriff Micro scissors, round handle	11	43-47
	Mikro Pinzetten, Flachgriff Micro forceps, flat handle	13	49-66
	Mikro Pinzetten, Rundgriff Micro forceps, round handle	13	67-79
	Nadelhalter, Flachgriff Needle holders, flat handle	17/18	81-92
	Nadelhalter, Rundgriff Needle holders, round handle	17/18	93-108
	Gefäßclip Systeme, Approximatoren, Epikardial Retraktoren Vessel clip Systems, Approximators, Epicardial retractors	15	109-120

Artikelgruppe Product group	HD Laryngoskope HD Laryngoscopes	Kapitel Chapter	Seite Page
	Instrumentendosen & Einsätze Instrument cases and racks	56	121-123
	Instrumentensätze Instrument Sets	59	125-129

AS PORTFOLIO

asipco®



Sterilisations-Container System
Sterilizing-Container System
Sistema de contenedor de esterilización
Sistema di contenitori di sterilizzazione

SURGERY



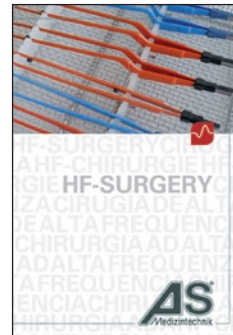
Chirurgie
Surgery
Cirugía
Chirurgia

OSTEO



Osteosynthese
Osteosynthesis
Osteosíntesis
Osteosintesi

HF SURGERY




Hochfrequenz Chirurgie
High Frequency Surgery
Cirugía de alta frecuencia
Chirurgia ad alta frequenza

MICRO



Mikro Instrumente
Micro Instruments
Instrumentos de micro
Strumentario micro

ARTHRO



Arthroskopie Instrumente
Arthroscopy Instruments
Instrumentos para Artroscopia
Strumenti per Artroscopia

ENDO

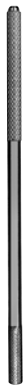


Endoskope und Zubehör
Endoscopes and accessories
Endoscopios y accesorios
Endoscopi e accessori



SKALPELLGRIFFE,
SKALPELLKLINGEN,
KLINGENHALTER,
KLINGENBRECHER
SCALPEL HANDLES,
SCALPEL BLADES,
BLADE HOLDERS,
BLADE BREAKERS

AS[®]
Medizintechnik



10-260-10 10,0 cm, 4"



10-260-13 13,0 cm, 5 1/8"



10-260-15 15,5 cm, 6 1/8"



CASPAR

31-608-18 18,0 cm, 7"



31-610-20 20,0 cm, 8"



Ø 8 mm

31-611-13 13,0 cm, 5 1/8"



Ø 8 mm

31-611-13 T 13,5 cm, 5 1/4"



Fig.
MINI
61 - 69

LANDOLT

- 31-611-21** 21,0 cm, 8 1/4"
- 31-613-25** 25,0 cm, 9 3/4"



horizontal
horizontal

Fig.
18 - 36 D

- 31-615-21** 20,0 cm, 8 1/8"



vertikal
vertical

Fig.
18 - 36 D

- 31-616-21** 20,0 cm, 8 1/8"

Mini Skalpellklingen, steril, in Packung zu 10 Stück
Mini scalpel blades, sterile, in package of 10 pieces



FIG. 61
10-265-61



FIG. 62
10-265-62



FIG. 62S
10-265-63



FIG. 64
10-265-64



FIG. 65
10-265-65



FIG. 67
10-265-67



FIG. 69
10-265-69



TROUTMAN-CHRIS Ø 5,5 mm

10-110-10 9,0 cm, 3 ½ "



TROUTMAN-CHRIS Ø 5,5 mm

10-111-10 9,0 cm, 3 ½ "



10-112-11 11,0 cm, 4 ⅜ "



CASTROVIEJO Ø 8 mm

10-114-13 13,0 cm, 5 ⅛ "



Ø 6 mm

31-600-12 12,0 cm, 4 ¾ "



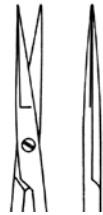
Ø 6 mm

31-602-18 18,0 cm, 7 "



MIKRO SCHEREN, FLACHGRIFF
MICRO SCISSORS, FLAT HANDLE

AS[®]
Medizintechnik



11-600-15
11-602-19
11-606-23

Schneiden 14 mm
Blades 14 mm



11-601-15
11-603-19
11-607-23

Schneiden 14 mm
Blades 14 mm



11-604-19

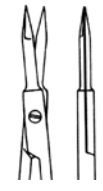
Schneiden 14 mm
Blades 14 mm



11-605-15
11-605-19

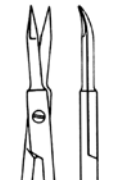
Schneiden 14 mm
Blades 14 mm

11-600-15 - 11-605-15 15,5 cm, 6 1/8"
11-602-19 - 11-605-19 19,0 cm, 7 1/2"
11-606-23 - 11-607-23 23,0 cm, 9"



11-608-15
11-610-19
11-612-23

Schneiden 10 mm
Blades 10 mm



11-609-15
11-611-19
11-613-23

Schneiden 10 mm
Blades 10 mm



11-614-18

Schneiden 14 mm
Blades 14 mm




11-615-18

Schneiden 14 mm
Blades 14 mm



11-616-18

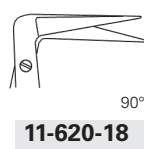
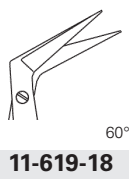
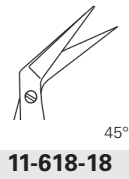
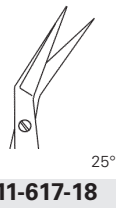
Schneiden 14 mm
Blades 14 mm



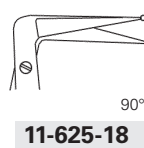
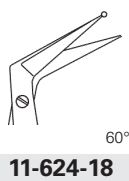
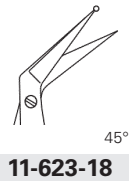
VANNAS

11-608-15 - 11-609-15 15,5 cm, 6 1/8"
11-610-19 - 11-611-19 19,0 cm, 7 1/2"
11-612-23 - 11-613-23 23,0 cm, 9"

11-614-18 - 11-616-18 18,5 cm, 7 1/4"

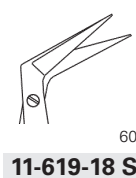
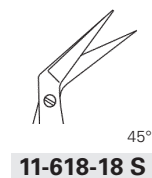


Schneiden 14 mm
Blades 14 mm

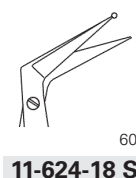
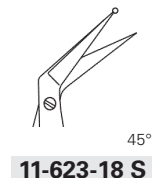
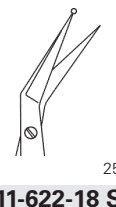


Schneiden 14 mm
Blades 14 mm

11-617-18 - 11-626-18 18,5 cm, 7 ¼"



Schneiden 10 mm
Blades 10 mm



Schneiden 10 mm
Blades 10 mm



11-617-18 S - 11-626-18 S 18,0 cm, 7"



11-628-14

Schneiden 14 mm
Blades 14 mm



11-629-14

Schneiden 14 mm
Blades 14 mm



11-628-15

Schneiden 19 mm
Blades 19 mm



11-629-15

Schneiden 19 mm
Blades 19 mm



11-628-14 - 11-629-15 15,0 cm, 6 "



11-628-16

Schneiden 19 mm
Blades 19 mm



11-629-16

Schneiden 19 mm
Blades 19 mm



REILL

11-628-16 - 11-629-16 15,0 cm, 6 "



11-636-15 S

11-636-18 S

11-636-21 S

11-636-23 S

Schneiden 10 mm
Blades 10 mm



11-636-15 ST

11-636-18 ST

11-636-21 ST

Schneiden 10 mm
Blades 10 mm



YASARGIL

11-636-15 S 15,0 cm, 6 "

11-636-18 S 18,5 cm, 7 1/4 "

11-636-21 S 21,0 cm, 8 1/4 "

11-636-23 S 23,0 cm, 9 "



YASARGIL

11-636-15 ST 15,0 cm, 6 "

11-636-18 ST 18,5 cm, 7 1/4 "

11-636-21 ST 21,0 cm, 8 1/4 "



11-636-18

YASARGIL

11-636-18 18,5 cm, 7 ¼"



11-637-18

JACOBSON

11-637-18 18,5 cm, 7 ¼"



11-637-15 S
11-637-18 S
11-637-21 S
11-637-23 S

Schneiden 10 mm
Blades 10 mm



JACOBSON

11-637-15 S 15,0 cm, 6"
11-637-18 S 18,5 cm, 7 ¼"
11-637-21 S 21,0 cm, 8 ¼"
11-637-23 S 23,0 cm, 9"



11-637-15 ST
11-637-18 ST
11-637-21 ST

Schneiden 10 mm
Blades 10 mm



JACOBSON

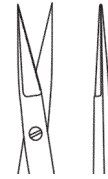
11-637-15 ST 15,0 cm, 6"
11-637-18 ST 18,5 cm, 7 ¼"
11-637-21 ST 21,0 cm, 8 ¼"



11-638-18

POTTS-YASARGIL

11-638-18 18,5 cm, 7 1/4"



11-640-14
11-640-16

Schneiden 14 mm
Blades 14 mm



11-639-14
11-639-16

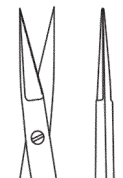
Schneiden 14 mm
Blades 14 mm



MILLES

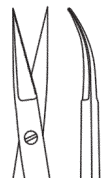
11-639-14 - 11-640-14 14,5 cm, 5 3/4"

11-639-16 - 11-640-16 16,0 cm, 6 1/4"



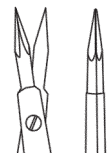
11-642-14
11-642-16

Schneiden 14 mm
Blades 14 mm



11-641-14
11-641-16

Schneiden 14 mm
Blades 14 mm



11-644-14
11-644-16

Schneiden 10 mm
Blades 10 mm



11-643-14
11-643-16

Schneiden 10 mm
Blades 10 mm

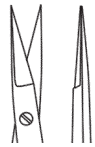
VANNAS

11-643-14 - 11-644-14 14,5 cm, 5 3/4"

11-643-16 - 11-644-16 16,0 cm, 6 1/4"

11-641-14 - 11-642-14 14,5 cm, 5 3/4"

11-641-16 - 11-642-16 16,0 cm, 6 1/4"



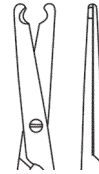
11-648-12

Schneiden 10 mm
Blades 10 mm



11-645-12

Schneiden 10 mm
Blades 10 mm



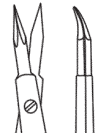
11-646-13

Venenschneide
Vein blade

BIEMER

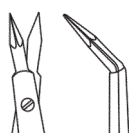
11-645-12 - 11-648-12 12,0 cm, 4 3/4"

11-646-13 13,0 cm, 5 1/8"



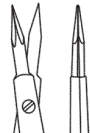
11-647-12

Schneiden 10 mm
Blades 10 mm



11-649-12

Schneiden 10 mm
Blades 10 mm

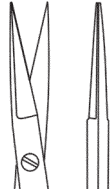


11-650-12

Schneiden 10 mm
Blades 10 mm

VANNAS

11-647-12 - 11-650-12 12,0 cm, 4 3/4"



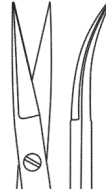
11-660-16
11-660-20
11-652-22
11-650-24



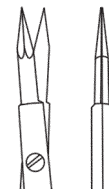
11-661-16
11-661-20
11-655-22
11-651-24



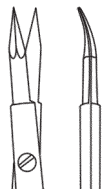
11-654-22



11-663-20



11-656-22



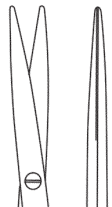
11-657-22

YASARGIL

11-660-16 - 11-661-16	16,5 cm, 6 1/2"
11-660-20 - 11-661-20	20,0 cm, 8"
11-652-22 - 11-655-22	22,5 cm, 9"
11-650-24 - 11-651-24	24,5 cm, 9 2/3"

VANNAS

11-656-22 - 11-657-22	22,5 cm, 9"
------------------------------	-------------



11-660-17
11-660-19
11-664-20
11-658-22



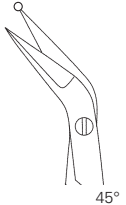
11-665-20
11-659-22



11-667-19



11-667-20



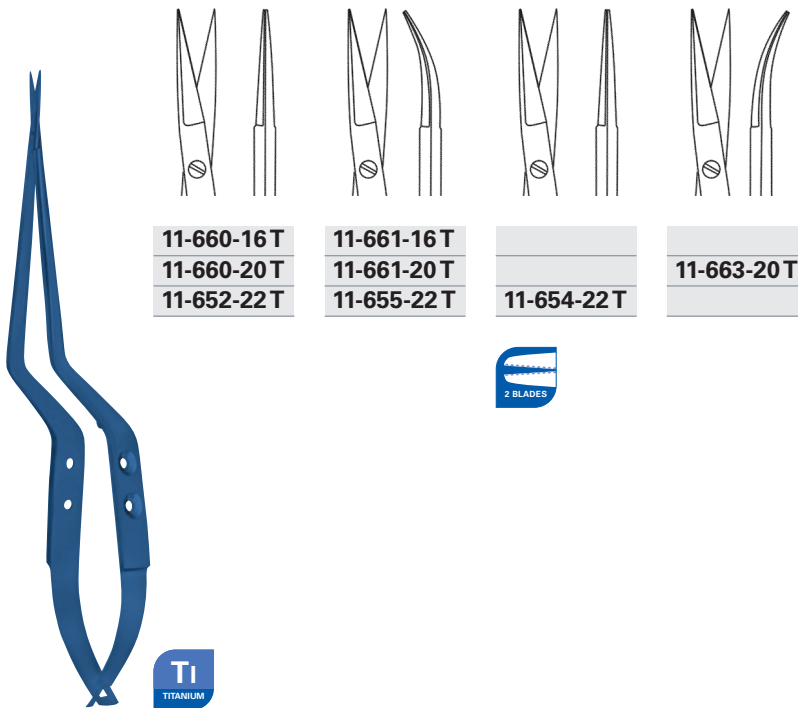
11-667-21

YASARGIL

11-660-17	16,5 cm, 6 1/2"
11-660-19	18,5 cm, 7 1/4"
11-664-20 - 11-665-20	20,0 cm, 8"
11-658-22 - 11-659-22	22,5 cm, 9"

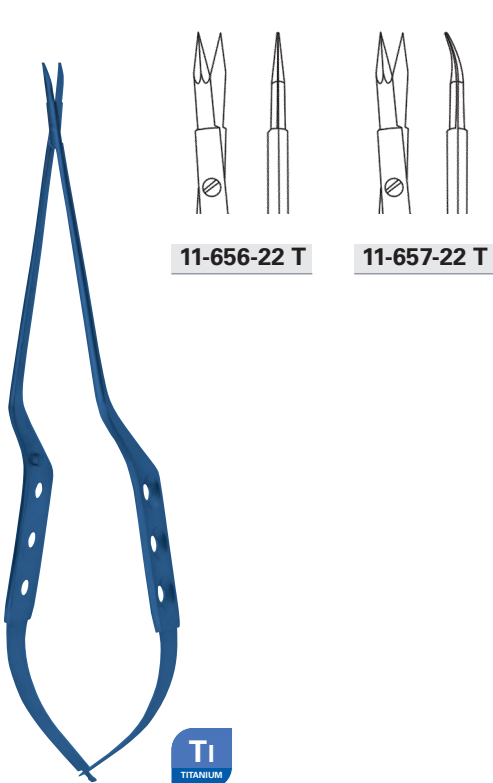
NAGEL

11-667-19	19,0 cm, 7 1/2"
11-667-20 - 11-667-21	20,0 cm, 8"



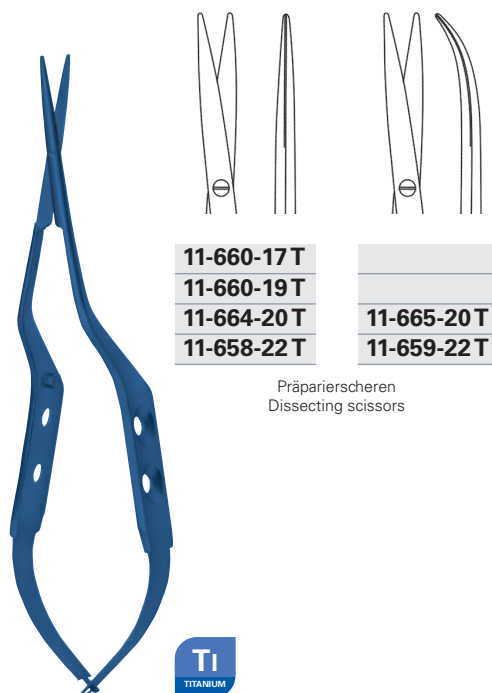
YASARGIL

11-660-16 T - 11-661-16 T	16,5 cm, 6 ½"
11-660-20 T - 11-663-20 T	20,0 cm, 8"
11-652-22 T - 11-655-22 T	22,5 cm, 9"



VANNAS

11-656-22 T - 11-657-22 T	22,5 cm, 9"
----------------------------------	-------------



YASARGIL

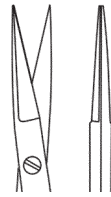
11-660-17 T	16,5 cm, 6 ½"
11-660-19 T	18,5 cm, 7 ¼"
11-664-20 T - 11-665-20 T	20,0 cm, 8"
11-658-22 T - 11-659-22 T	22,5 cm, 9"



11-660-20 S
11-652-22 S



11-661-20 S
11-655-22 S

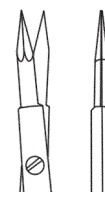


11-654-20 S
11-654-22 S

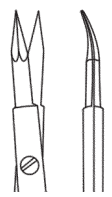


YASARGIL

11-654-20 S - 11-661-20 S 20,0 cm, 8 "
11-652-22 S - 11-655-22 S 22,5 cm, 9 "



11-656-22 S

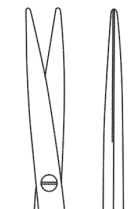


11-657-22 S



VANNAS

11-656-22 S - 11-657-22 S 22,5 cm, 9 "



11-664-20 S
11-658-22 S

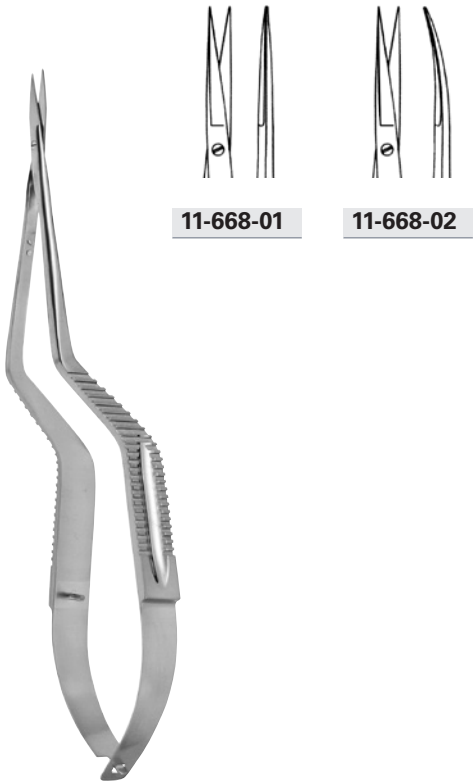


11-665-20 S
11-659-22 S

Präparierscheren
Dissecting scissors

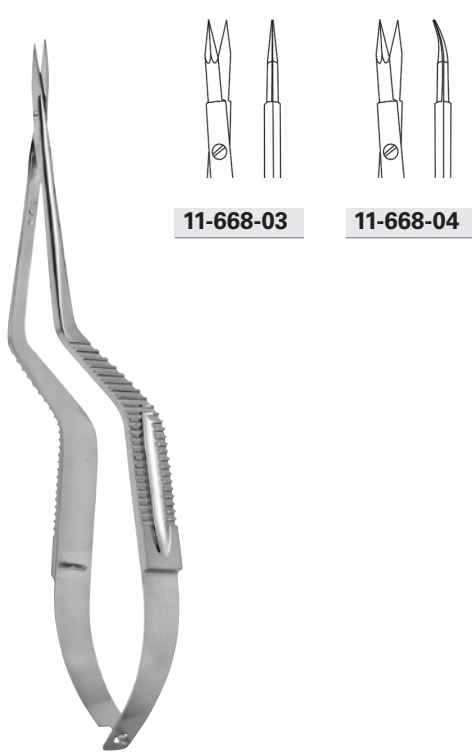
YASARGIL

11-664-20 S - 11-665-20 S 20,0 cm, 8 "
11-658-22 S - 11-659-22 S 22,5 cm, 9 "



11-668-01

11-668-02



11-668-03

11-668-04

VANNAS

11-668-01 - 11-668-02 19,0 cm, 7 ½"

11-668-03 - 11-668-04 19,0 cm, 7 ½"



11-669-18



JACOBSON

11-669-18 18,5 cm, 7 ¼"



11-670-18



YASARGIL

11-670-18 18,5 cm, 7 ¼"

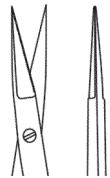


11-671-18 45°

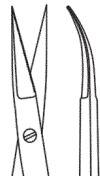


POTTS-YASARGIL

11-671-18 18,5 cm, 7 ¼"



11-672-16

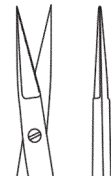


11-673-16



MILLES

11-672-16 - 11-673-16 16,0 cm, 6 ¼"



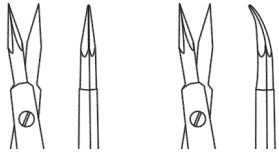
11-674-16



11-675-16



11-674-16 - 11-675-16 16,0 cm, 6 ¼"



11-676-16

11-677-16



VANNAS

11-676-16 - 11-677-16 16,0 cm, 6 ¼"



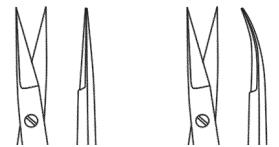
11-678-13

Venenschneide
Vein blade



BIEMER

11-678-13 13,0 cm, 5 ⅛"

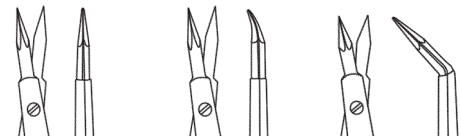


11-680-12

11-679-12



11-679-12 - 11-680-12 12,0 cm, 4 ¾"



11-681-12

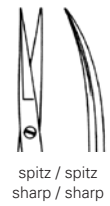
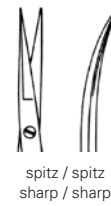
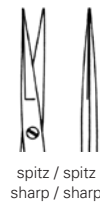
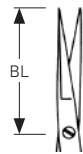

11-682-12

11-683-12



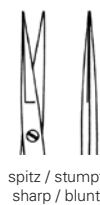

VANNAS

11-681-12 - 11-683-12 12,0 cm, 4 ¾"



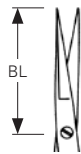

MICRO PEEK

Gesamtlänge Total length	Arbeitslänge Working length WL	Schneidenlänge Blade length BL	gerade straight	aufgebogen curved up	abgebogen curved down
19,0 cm, 7 1/2"	70 mm, 2 3/4"	17,0 mm	11-600-19 SP	11-601-19 SP	
21,0 cm, 8 1/4"	90 mm, 3 1/2"	17,0 mm	11-600-21 SP	11-601-21 SP	11-603-21 SP
24,0 cm, 9 1/2"	120 mm, 4 3/4"	17,0 mm	11-600-24 SP	11-601-24 SP	
25,5 cm, 10"	135 mm, 5 1/3"	17,0 mm	11-600-25 SP	11-601-25 SP	



MICRO PEEK

Gesamtlänge Total length	Arbeitslänge Working length WL	Schneidenlänge Blade length BL	gerade straight	aufgebogen curved up
19,0 cm, 7 1/2"	70 mm, 2 3/4"	17,0 mm	11-604-19 SP	11-605-19 SP
21,0 cm, 8 1/4"	90 mm, 3 1/2"	17,0 mm	11-604-21 SP	11-605-21 SP
24,0 cm, 9 1/2"	120 mm, 4 3/4"	17,0 mm	11-604-24 SP	11-605-24 SP



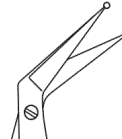
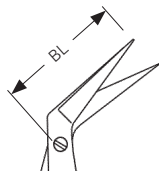

stumpf / stumpf
blunt / blunt

stumpf / stumpf
blunt / blunt

stumpf / stumpf
blunt / blunt

MICRO PEEK

Gesamtlänge Total length	Arbeitslänge Working length WL	Schneidenlänge Blade length BL	gerade straight	aufgebogen curved up	abgebogen curved down
19,0 cm, 7 1/2"	70 mm, 2 3/4"	17,0 mm	11-608-19 SP	11-609-19 SP	
21,0 cm, 8 1/4"	90 mm, 3 1/2"	17,0 mm	11-608-21 SP	11-609-21 SP	11-611-21 SP
24,0 cm, 9 1/2"	120 mm, 4 3/4"	17,0 mm	11-608-24 SP	11-609-24 SP	
25,5 cm, 10"	135 mm, 5 1/8"	17,0 mm	11-608-25 SP	11-609-25 SP	



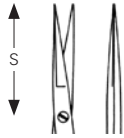
spitz / spitz
sharp / sharp

spitz / stumpf
sharp / blunt

spitz / spitz
sharp / sharp

MICRO PEEK

Gesamtlänge Total length	Arbeitslänge Working length WL	Schneidenlänge Blade length BL	45° gewinkelt 45° angled	45° gewinkelt 45° angled	125° gewinkelt 125° angled
21,0 cm, 8 1/4"	90 mm, 3 1/2"	17,0 mm	11-613-21 SP	11-615-21 SP	11-617-21 SP



11-636-12 P

spitz / spitz
sharp / sharp



11-637-12 P

spitz / spitz
sharp / sharp



11-639-12 P

spitz / stumpf
sharp / blunt



11-641-12 P

stumpf / stumpf
blunt / blunt



11-643-12 P

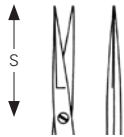
stumpf mit Kugel / spitz
blunt with knob / sharp



Schneiden 16 mm
Blades 16 mm

MICRO PEEK

11-636-12 P - 11-643-12 P 12,0 cm, 4 3/4"



11-636-17 P

spitz / spitz
sharp / sharp



11-637-17 P

spitz / spitz
sharp / sharp



Schneiden 16 mm
Blades 16 mm


MICRO PEEK

11-636-17 P - 11-637-17 P 17,0 cm, 6 3/4"





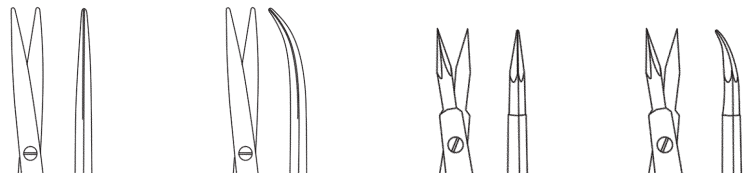

MIKRO SCHEREN, RUNDGRIFF
MICRO SCISSORS, ROUND HANDLE

AS[®]
Medizintechnik



MICRO Ø 8 mm

Gesamtlänge Total length	Schneiden Blades	gerade straight	gebogen curved	gerade straight	gebogen curved
15,0 cm, 6 "	9 mm	11-684-15	11-685-15		
18,0 cm, 7 "	9 mm	11-684-18	11-685-18		
15,0 cm, 6 "	14 mm	11-688-15	11-689-15	11-690-15	11-691-15
18,0 cm, 7 "	14 mm	11-688-18	11-689-18	11-690-18	11-691-18




Präparierscheren
Dissecting scissors

MICRO Ø 8 mm

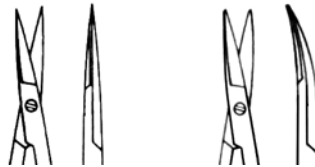
VANNAS

VANNAS

Gesamtlänge Total length	Schneiden Blades	gerade straight	gebogen curved	gerade straight	gebogen curved
15,0 cm, 6 "	9 mm	11-696-15	11-697-15	11-692-14	11-693-14
18,0 cm, 7 "	9 mm	11-696-18	11-697-18	11-692-18	11-693-18
23,0 cm, 9 "	9 mm			11-684-23	
15,0 cm, 6 "	14 mm	11-694-15	11-695-15		
18,0 cm, 7 "	14 mm	11-694-18	11-695-18		




Ti
TITANIUM

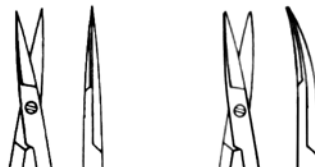


MICRO Ø 8 mm

Gesamtlänge Total length	Schneiden Blades	gerade straight	gebogen curved
15,0 cm, 6 "	9 mm	11-684-15 T	11-685-15 T
18,0 cm, 7 "	9 mm	11-684-18 T	11-685-18 T
21,0 cm, 8 ¼ "	9 mm	11-684-21 T	11-685-21 T




STREAMLINE



MICRO Ø 8 mm

Gesamtlänge Total length	Schneiden Blades	gerade straight	gebogen curved
15,0 cm, 6 "	10 mm	11-684-15 S	11-685-15 S
18,0 cm, 7 "	10 mm	11-684-18 S	11-685-18 S
21,0 cm, 8 ¼ "	10 mm	11-684-21 S	11-685-21 S
23,0 cm, 9 "	10 mm	11-684-23 S	11-685-23 S




MICRO Ø 8 mm

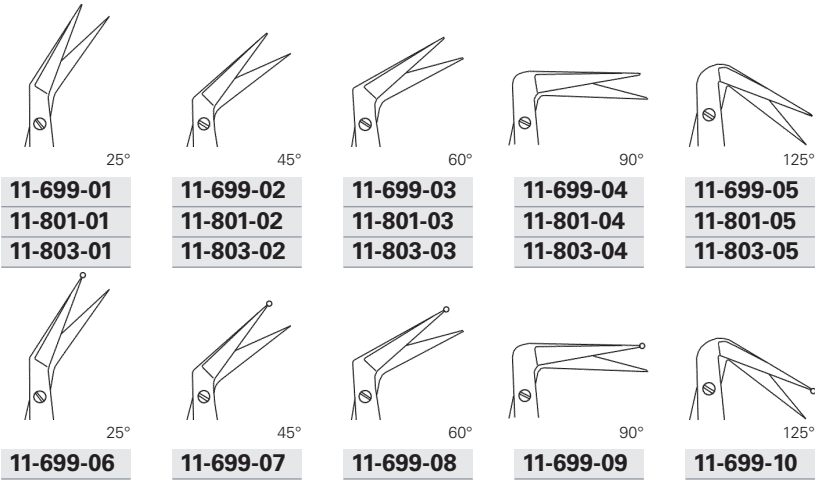
Gesamtlänge Total length	Schneiden Blades	gerade straight	gebogen curved
15,0 cm, 6 "	10 mm	11-684-15 ST	11-685-15 ST
18,0 cm, 7 "	10 mm	11-684-18 ST	11-685-18 ST
21,0 cm, 8 ¼ "	10 mm	11-684-21 ST	11-685-21 ST



Präparierschere
Dissecting scissors

MICRO

Gesamtlänge Total length	Schneiden Blades	gerade straight	gebogen curved	gerade straight	gebogen curved
15,0 cm, 6 "	14 mm	11-688-15 A	11-689-15 A	 11-690-15 A	11-695-15 A
18,0 cm, 7 "	14 mm	11-688-18 A	11-689-18 A		



11-699-01
11-801-01
11-803-01

11-699-02
11-801-02
11-803-02

11-699-03
11-801-03
11-803-03

11-699-04
11-801-04
11-803-04

11-699-05
11-801-05
11-803-05

Schneiden / Blades 14 mm
Schneiden / Blades 10 mm
Schneiden / Blades 7 mm

11-699-06

11-699-07

11-699-08

11-699-09

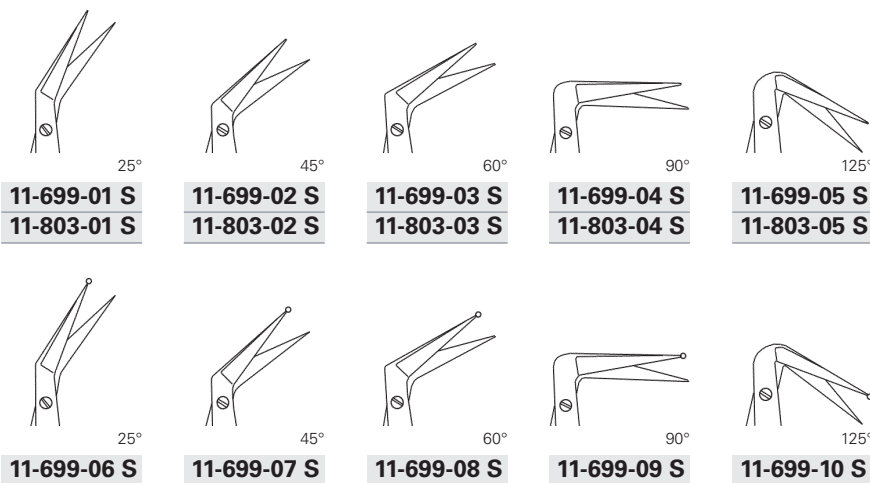
11-699-10

Schneiden / Blades 14 mm

Koronar Scheren
Coronary scissors

MICRO Ø 8 mm

11-699-01 - 11-803-05 18,0 cm, 7 "



11-699-01 S
11-803-01 S

11-699-02 S
11-803-02 S

11-699-03 S
11-803-03 S

11-699-04 S
11-803-04 S

11-699-05 S
11-803-05 S

Schneiden / Blades 10 mm
Schneiden / Blades 7 mm

11-699-06 S

11-699-07 S

11-699-08 S

11-699-09 S

11-699-10 S

Schneiden / Blades 10 mm



Koronar Scheren
Coronary scissors

MICRO Ø 8 mm

11-699-01 S - 11-699-10 S 18,0 cm, 7 "





UMENTE MICRO INSTR
RO INSTRUMENTE ST
TRUMENTE MICRO INS
CRO INSTRUMENTS IN
JUMENTOS DE MICRO S
O INSTRUMENTARIO MIC
ARIO MICRO MIKRO IN
RUMENTS INSTRUME
ENTARIO MICRO MIKRO
MICRO INSTRUMENTS

MIKRO PINZETTEN, FLACHGRIFF
MICRO FORCEPS, FLAT HANDLE

AS[®]
Medizintechnik



DE BAKEY


Gesamtlänge Total length	gerade straight	gerade straight	abgewinkelt angled	gerade straight	abgewinkelt angled
16,0 cm, 6 1/4"	13-212-16	13-210-16	13-211-16	13-208-16	13-209-16
20,0 cm, 8"	13-212-20	13-210-20	13-211-20	13-208-20	13-209-20
24,0 cm, 9 1/2"	13-212-24	13-210-24	13-211-24	13-208-24	13-209-24
30,0 cm, 11 3/4"		13-210-30		13-208-30	13-209-30
35,0 cm, 13 3/4"				13-208-35	
40,0 cm, 15 3/4"				13-208-40	



DE BAKEY


COOLEY

Gesamtlänge Total length	gerade straight	gerade straight	gerade straight	gerade straight	gerade straight
15,0 cm, 6"					13-230-16
16,0 cm, 6 1/4"	13-206-16	13-204-16	13-200-16	13-202-16	
20,0 cm, 8"	13-206-20	13-204-20	13-200-20	13-202-20	13-230-20
24,0 cm, 9 1/2"	13-206-24	13-204-24	13-200-24	13-202-24	13-230-24
30,0 cm, 11 3/4"	13-206-30	13-204-30	13-200-30	13-202-30	
35,0 cm, 13 3/4"		13-204-35			



DE BAKEY

Gesamtlänge Total length	gerade straight	gerade straight	gerade straight	abgewinkelt angled
15,0 cm, 6 "	13-240-15	13-242-15	13-246-15	13-247-15
20,0 cm, 8 "	13-240-20	13-242-20	13-246-20	13-247-20
24,0 cm, 9 1/2 "	13-240-24	13-242-24	13-246-24	13-247-24



DE BAKEY

Gesamtlänge Total length	gerade straight	gerade straight
15,0 cm, 6 "	13-250-15	13-252-15
20,0 cm, 8 "	13-250-20	13-252-20
24,0 cm, 9 1/2 "	13-250-24	13-252-24
30,0 cm, 11 3/4 "	13-250-30	13-252-30



1,5 mm

13-200-01
13-200-02



ADSON-DE BAKEY

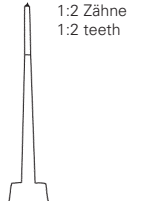
13-200-01	12,0 cm, 4 3/4"
13-200-02	15,0 cm, 6"



13-216-15
13-216-20
13-216-25

RESANO

13-216-18	18,0 cm, 7"
13-216-23	23,0 cm, 9"
13-216-25	25,0 cm, 9 3/4"



1:2 Zähne
1:2 teeth

13-600-14
13-600-18

mit Fadenbänkchen
with tying platform



AUSTIN

13-600-14	14,0 cm, 5 1/2"
13-600-18	18,0 cm, 7"



0,5 mm

13-603-15
13-604-18



0,8 mm

13-602-15

LAZAR

13-602-15 - 13-603-15	15,0 cm, 6"
13-604-18	18,0 cm, 7"



0,3 mm

13-606-12
13-608-13



0,3 mm

13-609-13



VISE

13-606-12	12,0 cm, 4 3/4"
13-608-13 - 13-609-13	13,5 cm, 5 1/4"



FIG. 1

13-616-01 12,0 cm, 4 3/4"



FIG. 2

13-616-02 12,0 cm, 4 3/4"



FIG. 3

13-616-03 12,0 cm, 4 3/4"



FIG. 4

13-616-04 11,0 cm, 4 3/8"



FIG. 5

13-616-05 11,0 cm, 4 3/8"



FIG. 5A

13-616-15 11,0 cm, 4 3/8"



FIG. 5

13-616-45 10,5 cm, 4 1/4"



FIG. 5

13-616-90 10,5 cm, 4 1/4"
13-616-91 11,0 cm, 4 3/8"

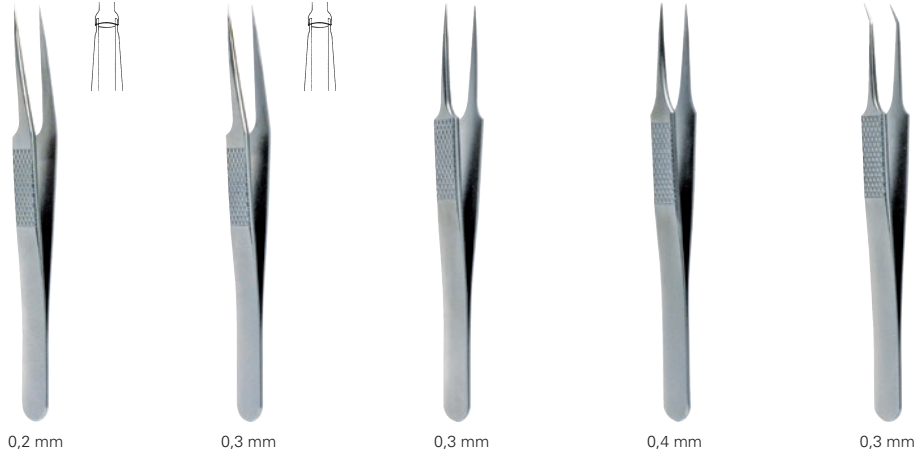


FIG. 7

13-617-07 11,5 cm, 4 1/2"




13-617-09 13,5 cm, 5 1/4"



Gesamtlänge Total length	Gefäßdilator Vessel dilator	Gefäßdilator Vessel dilator	gerade straight	gerade straight	abgewinkelt angulated
	10°	10°			30°
11,0 cm, 4 3/8"	13-618-01	13-618-02	13-618-03	13-618-04	13-618-05

Mikropinzetten, Flachgriff 9 mm
Micro forceps, flat handle 9 mm



Gesamtlänge Total length	gerade straight	gerade straight	gerade straight	gebogen curved
12,0 cm, 4 3/4"	13-618-06	13-618-07	13-618-08	13-618-09

Mikropinzetten, Flachgriff 9 mm
Micro forceps, flat handle 9 mm



0,3 mm



0,3 mm

Gesamtlänge Total length	gerade straight	abgewinkelt angulated
13,5 cm, 5 1/4"	13-618-10	45° 13-618-11

Mikropinzetten, Flachgriff 9 mm
Micro forceps, flat handle 9 mm



0,2 mm



0,3 mm

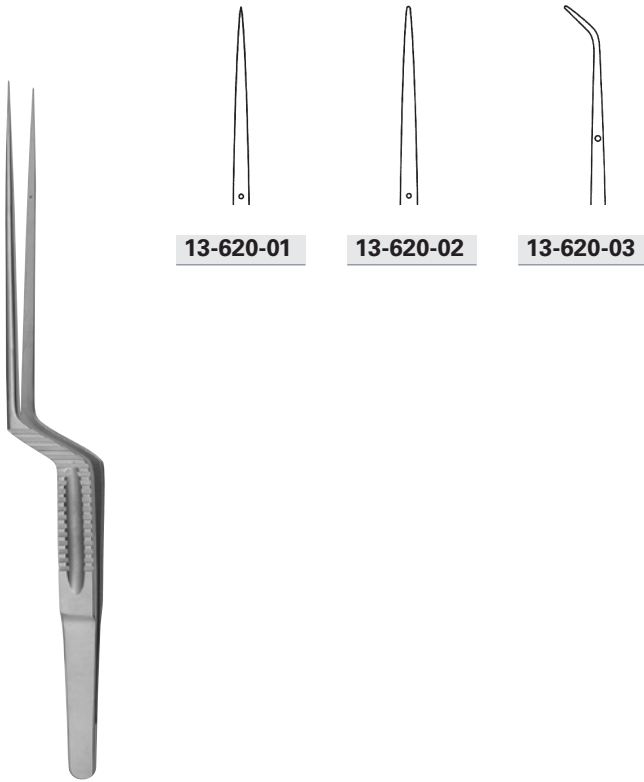


0,3 mm



Gesamtlänge Total length	Gefäßdilator Vessel dilator	Gefäßdilator Vessel dilator	Pierse Spitze Pierse tip
11,0 cm, 4 3/8"	13-605-10	13-605-11	13-605-12


Mikropinzetten, Flachgriff
Micro forceps, flat handle



13-620-01

13-620-02

13-620-03



0,6 mm
13-620-16

0,9 mm
13-624-16
13-624-19

0,9 mm
13-620-17

HUNT

13-620-01 - 13-620-03 18,5 cm, 7 1/4"

13-620-16 - 13-624-16 16,0 cm, 6 1/4"

13-624-19 19,0 cm, 7 1/2"



0,6 mm
13-621-16
13-621-18
13-621-20
13-621-22
13-621-24

0,9 mm
13-623-16
13-623-18
13-623-20
13-623-22
13-623-24

13-624-18
13-624-20
13-624-22
13-624-24



0,6 mm
13-621-16 T
13-621-18 T
13-621-20 T
13-621-22 T

0,9 mm
13-623-16 T
13-623-18 T
13-623-20 T
13-623-22 T


YASARGIL


13-621-16 - 13-623-16 16,0 cm, 6 1/4"
13-621-18 - 13-624-18 18,0 cm, 7"
13-621-20 - 13-624-20 20,0 cm, 8"
13-621-22 - 13-624-22 22,0 cm, 8 3/4"
13-621-24 - 13-624-24 24,0 cm, 9 1/2"





YASARGIL

13-621-16 T - 13-623-16 T 16,0 cm, 6 1/4"
13-621-18 T - 13-623-18 T 18,0 cm, 7"
13-621-20 T - 13-623-20 T 20,0 cm, 8"
13-621-22 T - 13-623-22 T 22,0 cm, 8 3/4"


 Ø 3,0 mm
13-631-22
13-625-24



 Ø 5,0 mm
13-633-22
13-627-24



 Ø 7,0 mm
13-629-24


Tumorfasspinzetten, Maul löffelförmig
Tumor grasping forceps, jaws spoon-shaped

YASARGIL

13-631-22 - 13-633-22	22,0 cm, 8 ¾"
13-625-24 - 13-629-24	24,0 cm, 9 ½"





 Ø 3,0 mm
13-635-16
13-635-20
13-635-22



 Ø 5,0 mm
13-637-16
13-637-20
13-637-22


Tumorfasspinzetten, Maul flach gezahnt
Tumor grasping forceps, jaws flat serrated

YASARGIL

13-635-16 - 13-637-16	16,0 cm, 6 ¼"
13-635-20 - 13-637-20	20,0 cm, 8"
13-635-22 - 13-637-22	22,0 cm, 8 ¾"





 Ø 3,0 mm
13-639-22


 Ø 5,0 mm
13-641-22

Tumorfasspinzetten, Maul kürettenförmig, gezahnt
Tumor grasping forceps, curette jaws, toothed

HEIFETZ

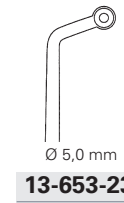
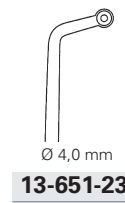
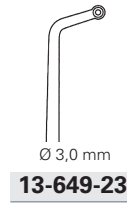
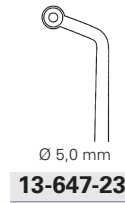
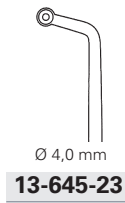
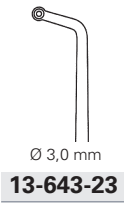
13-639-22 - 13-641-22	22,0 cm, 8 ¾"
------------------------------	---------------



140 mm

LANDOLT

13-638-14	21,5 cm, 8 ½"
------------------	---------------

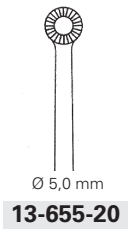


Tumorfasspinzetten, Maul löffelförmig, aufwärts gebogen
Tumor grasping forceps, jaws spoon-shaped, curved up

Tumorfasspinzetten, Maul löffelförmig, abwärts gebogen
Tumor grasping forceps, jaws spoon-shaped, curved down

SAMII

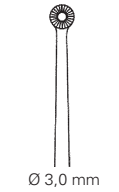
13-643-23 - 13-653-23 23,0 cm, 9"



Tumorfasspinzetten,
Maul flach gezahnt
Tumor grasping forceps,
jaws flat serrated

HUNT

13-655-20 20,0 cm, 8"



Ø 3,0 mm
13-657-20

Tumorfasspinzetten,
Maul flach gezahnt
Tumor grasping forceps,
jaws flat serrated

YASARGIL

13-657-20 20,0 cm, 8 "



Ø 5,0 mm
13-659-20

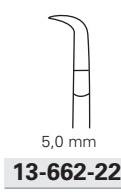
Tumorfasspinzetten,
Maul flach gezahnt
Tumor grasping forceps,
jaws flat serrated

HUNT

13-659-20 20,0 cm, 8 "



3,0 mm
13-660-22




5,0 mm
13-662-22

Tumorfasspinzetten
Tumor grasping forceps

YASARGIL


13-660-22 - 13-662-22 22,0 cm, 8 3/4 "

mit Führungsstift und Fadenplatte
with guide pin and tying platform



Gesamtlänge Total length	gerade straight	gebogen curved	gerade straight	gebogen curved
15,0 cm, 6 "	13-700-15	13-701-15	13-702-15	13-703-15
18,0 cm, 7 "	13-700-18	13-701-18	13-702-18	13-703-18
21,0 cm, 8 ¼ "	13-700-21	13-701-21	13-702-21	13-703-21

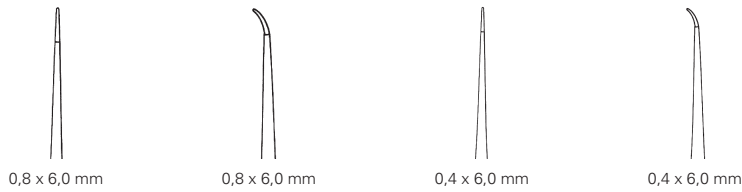
mit Führungsstift und Fadenplatte
with guide pin and tying platform



Gesamtlänge Total length	gerade straight	gebogen curved	gerade straight	gebogen curved
15,0 cm, 6 "	13-700-15 D	13-701-15 D	13-702-15 D	13-703-15 D
18,0 cm, 7 "	13-700-18 D	13-701-18 D	13-702-18 D	13-703-18 D
21,0 cm, 8 ¼ "	13-700-21 D	13-701-21 D	13-702-21 D	13-703-21 D




mit Führungsstift und Fadenplatte
with guide pin and tying platform



Gesamtlänge Total length	gerade straight	gebogen curved	gerade straight	gebogen curved
15,0 cm, 6 "	13-700-15 T	13-701-15 T	13-702-15 T	13-703-15 T
18,0 cm, 7 "	13-700-18 T	13-701-18 T	13-702-18 T	13-703-18 T
21,0 cm, 8 ¼ "	13-700-21 T	13-701-21 T	13-702-21 T	13-703-21 T

mit Führungsstift und Fadenplatte
with guide pin and tying platform



Gesamtlänge Total length	gerade straight	gebogen curved	gerade straight	gebogen curved
15,0 cm, 6 "	13-700-15 DT	13-701-15 DT	13-702-15 DT	13-703-15 DT
18,0 cm, 7 "	13-700-18 DT	13-701-18 DT	13-702-18 DT	13-703-18 DT
21,0 cm, 8 ¼ "	13-700-21 DT	13-701-21 DT	13-702-21 DT	13-703-21 DT


mit Führungsstift
with guide pin



Gesamtlänge Total length	glatt smooth	fein gerieft fine serrated	glatt smooth	fein gerieft fine serrated
15,0 cm, 6 "	13-720-15	13-724-15	13-722-15	13-726-15
18,0 cm, 7 "	13-720-18	13-724-18	13-722-18	13-726-18
21,0 cm, 8 ¼ "	13-720-21	13-724-21	13-722-21	13-726-21

mit Führungsstift
with guide pin



Gesamtlänge Total length		
15,0 cm, 6 "	13-720-15 D	13-722-15 D
18,0 cm, 7 "	13-720-18 D	13-722-18 D
21,0 cm, 8 ¼ "	13-720-21 D	13-722-21 D

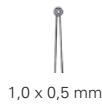
Gesamtlänge Total length	gerade straight	gerade straight
15,0 cm, 6 "	13-702-15 L	13-702-15 R
18,0 cm, 7 "	13-702-18 L	13-702-18 R

mit Gefäßdilator Spitze
with vessel dilator tip

mit Pierse Spitze
with Pierse tip



mit Führungsstift
with guide pin

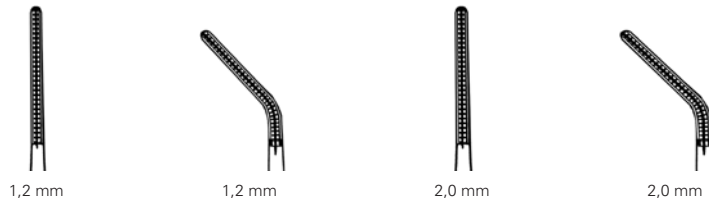


Gesamtlänge Total length	glatt smooth	fein gerieft fine serrated	glatt smooth	fein gerieft fine serrated
15,0 cm, 6 "	13-720-15 T	13-724-15 T	13-722-15 T	13-726-15 T
18,0 cm, 7 "	13-720-18 T	13-724-18 T	13-722-18 T	13-726-18 T
21,0 cm, 8 ¼ "	13-720-21 T	13-724-21 T	13-722-21 T	13-726-21 T

mit Führungsstift
with guide pin

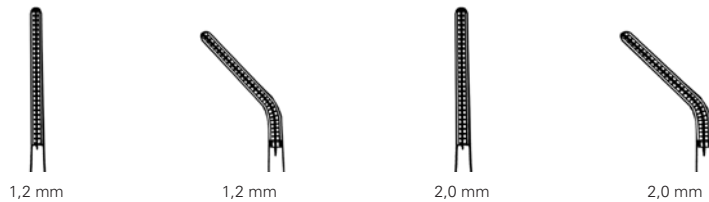


Gesamtlänge Total length		
15,0 cm, 6 "	13-720-15 DT	13-722-15 DT
18,0 cm, 7 "	13-720-18 DT	13-722-18 DT
21,0 cm, 8 ¼ "	13-720-21 DT	13-722-21 DT




DE BAKEY

Gesamtlänge Total length	gerade straight	abgewinkelt angled	gerade straight	abgewinkelt angled
15,0 cm, 6 "	13-730-15	13-731-15	13-732-15	13-733-15
18,0 cm, 7 "	13-730-18	13-731-18	13-732-18	13-733-18
21,0 cm, 8 ¼ "	13-730-21	13-731-21	13-732-21	13-733-21



DE BAKEY



Gesamtlänge Total length	gerade straight	abgewinkelt angled	gerade straight	abgewinkelt angled
15,0 cm, 6 "	13-730-15 T	13-731-15 T	13-732-15 T	13-733-15 T
18,0 cm, 7 "	13-730-18 T	13-731-18 T	13-732-18 T	13-733-18 T
21,0 cm, 8 ¼ "	13-730-21 T	13-731-21 T	13-732-21 T	13-733-21 T



MICRO PEEK

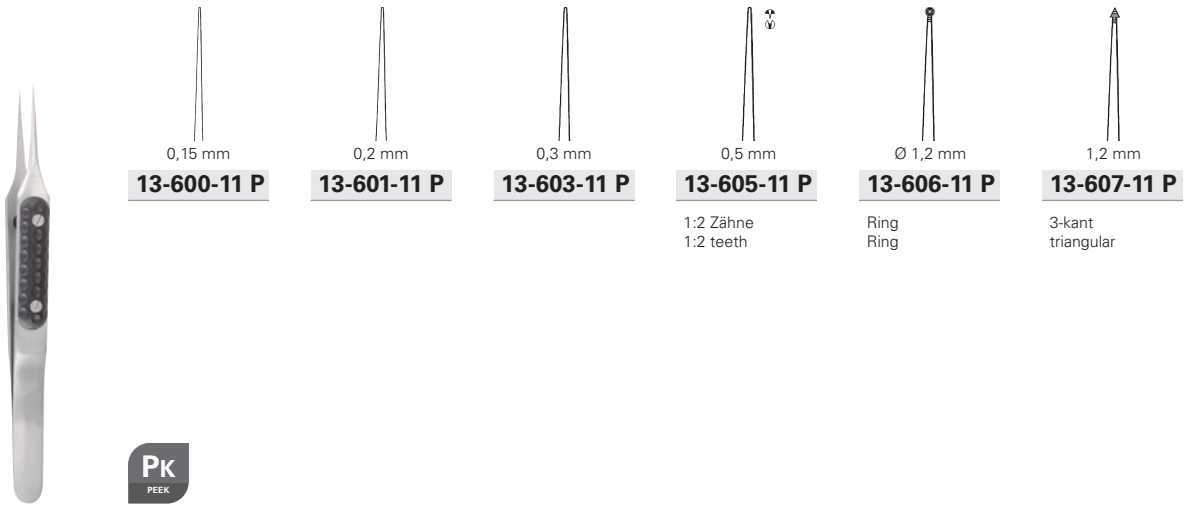
Gesamtlänge Total length	Arbeitslänge Working length WL	gerade straight	gerade straight	gerade straight
19,5 cm, 7 3/4"	70 mm, 2 3/4"	13-621-19 P	13-623-19 P	
21,5 cm, 8 1/2"	90 mm, 3 1/2"	13-621-21 P	13-623-21 P	13-624-21 P
24,5 cm, 9 2/3"	120 mm, 4 3/4"	13-621-24 P	13-623-24 P	

Tumorfasspinzetten
Tumor grasping forceps



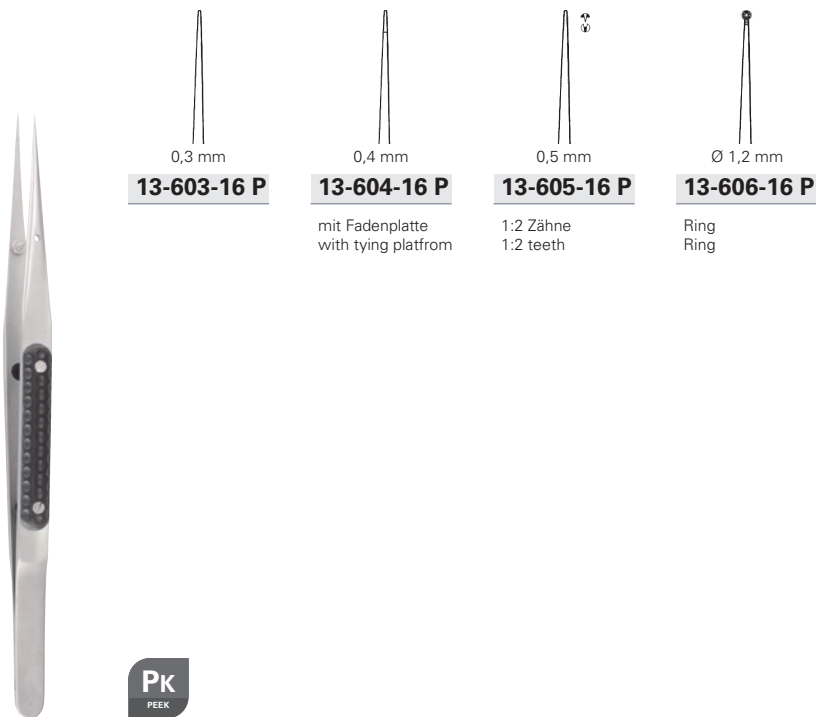
MICRO PEEK

Gesamtlänge Total length	Arbeitslänge Working length WL	gerade straight	gerade straight
21,5 cm, 8 1/2"	90 mm, 3 1/2"	13-634-21 P	13-636-21 P
24,5 cm, 9 2/3"	120 mm, 4 3/4"	13-634-24 P	13-636-24 P



MICRO PEEK

13-600-11 P - 13-607-11 P 11,0 cm, 4 3/8 "



MICRO PEEK



13-603-16 P - 13-606-16 P 16,0 cm, 6 1/4 "



MIKRO PINZETTEN, RUNDGRIFF
MICRO FORCEPS, ROUND HANDLE

AS[®]
Medizintechnik


mit Führungsstift und Fadenplatte
with guide pin and tying platform



MICRO Ø 8 mm

Gesamtlänge Total length	gerade straight	gebogen curved	gerade straight	gebogen curved
12,0 cm, 4 3/4"	13-610-12	13-611-12	13-612-12	13-613-12
15,0 cm, 6"	13-610-15	13-611-15	13-612-15	13-613-15
18,0 cm, 7"	13-610-18	13-611-18	13-612-18	13-613-18
21,0 cm, 8 1/4"	13-610-21	13-611-21	13-612-21	13-613-21
23,0 cm, 9"	13-610-23	13-611-23	13-612-23	13-613-23

mit Führungsstift und Fadenplatte
with guide pin and tying platform

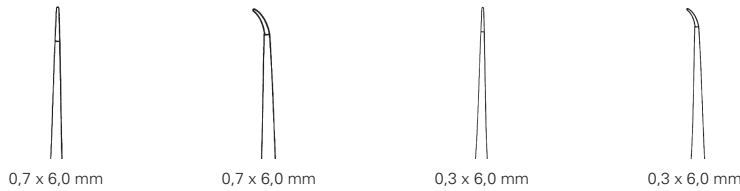


MICRO Ø 8 mm

Gesamtlänge Total length	gerade straight	gebogen curved	gerade straight	gebogen curved
12,0 cm, 4 3/4"	13-610-12 D	13-611-12 D	13-612-12 D	13-613-12 D
15,0 cm, 6"	13-610-15 D	13-611-15 D	13-612-15 D	13-613-15 D
18,0 cm, 7"	13-610-18 D	13-611-18 D	13-612-18 D	13-613-18 D
21,0 cm, 8 1/4"	13-610-21 D	13-611-21 D	13-612-21 D	13-613-21 D
23,0 cm, 9"	13-610-23 D	13-611-23 D	13-612-23 D	13-613-23 D



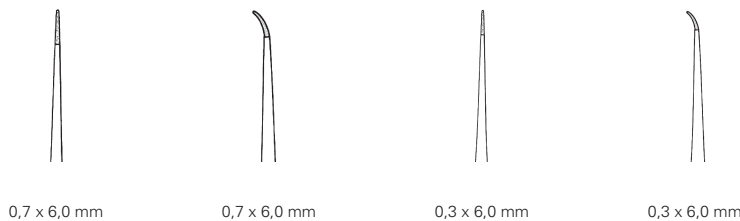
mit Führungsstift und Fadenplatte
with guide pin and tying platform



MICRO Ø 8 mm

Gesamtlänge Total length	gerade straight	gebogen curved	gerade straight	gebogen curved
15,0 cm, 6 "	13-610-15 T	13-611-15 T	13-612-15 T	13-613-15 T
18,0 cm, 7 "	13-610-18 T	13-611-18 T	13-612-18 T	13-613-18 T
21,0 cm, 8 ¼ "	13-610-21 T	13-611-21 T	13-612-21 T	13-613-21 T
23,0 cm, 9 "	13-610-23 T	13-611-23 T	13-612-23 T	13-613-23 T

mit Führungsstift und Fadenplatte
with guide pin and tying platform



MICRO Ø 8 mm

Gesamtlänge Total length	gerade straight	gebogen curved	gerade straight	gebogen curved
15,0 cm, 6 "	13-610-15 DT	13-611-15 DT	13-612-15 DT	13-613-15 DT
18,0 cm, 7 "	13-610-18 DT	13-611-18 DT	13-612-18 DT	13-613-18 DT
21,0 cm, 8 ¼ "	13-610-21 DT	13-611-21 DT	13-612-21 DT	13-613-21 DT
23,0 cm, 9 "	13-610-23 DT	13-611-23 DT	13-612-23 DT	13-613-23 DT


mit Führungsstift und Fadenplatte
with guide pin and tying platform



MICRO Ø 9 mm

Gesamtlänge Total length	gerade straight	gebogen curved	gerade straight	gebogen curved
15,0 cm, 6 "	13-610-15 W	13-611-15 W	13-612-15 W	13-613-15 W
18,0 cm, 7 "	13-610-18 W	13-611-18 W	13-612-18 W	13-613-18 W
21,0 cm, 8 ¼ "	13-610-21 W	13-611-21 W	13-612-21 W	13-613-21 W

mit Führungsstift und Fadenplatte
with guide pin and tying platform




MICRO Ø 9 mm

Gesamtlänge Total length	gerade straight	gebogen curved	gerade straight	gebogen curved
15,0 cm, 6 "	13-610-15 DW	13-611-15 DW	13-612-15 DW	13-613-15 DW
18,0 cm, 7 "	13-610-18 DW	13-611-18 DW	13-612-18 DW	13-613-18 DW
21,0 cm, 8 ¼ "	13-610-21 DW	13-611-21 DW	13-612-21 DW	13-613-21 DW



mit Führungsstift
with guide pin



0,3 mm



0,3 mm

MICRO Ø 8 mm

Gesamtlänge Total length	gerade straight	gerade straight
15,0 cm, 6 "	13-612-15 L	13-612-15 R
18,0 cm, 7 "	13-612-18 L	13-612-18 R

mit Gefäßdilator Spitze
with vessel dilator tip

mit Pierse Spitze
with Pierse tip

mit Führungsstift
with guide pin



0,3 mm



0,3 mm

MICRO Ø 9 mm

Gesamtlänge Total length	gerade straight	gerade straight
15,0 cm, 6 "	13-612-15 LW	13-612-15 RW
18,0 cm, 7 "	13-612-18 LW	13-612-18 RW

mit Gefäßdilator Spitze
with vessel dilator tip

mit Pierse Spitze
with Pierse tip

mit Führungsstift
with guide pin





MICRO Ø 8 mm

Gesamtlänge Total length	glatt smooth	fein gerieft fine serrated	glatt smooth	fein gerieft fine serrated
15,0 cm, 6 "	13-800-15	13-804-15	13-802-15	13-806-15
18,0 cm, 7 "	13-800-18	13-804-18	13-802-18	13-806-18
21,0 cm, 8 ¼ "	13-800-21	13-804-21	13-802-21	13-806-21
23,0 cm, 9 "	13-800-23	13-804-23	13-802-23	13-806-23

mit Führungsstift
with guide pin



MICRO Ø 8 mm

Gesamtlänge Total length		
15,0 cm, 6 "	13-800-15 D	13-802-15 D
18,0 cm, 7 "	13-800-18 D	13-802-18 D
21,0 cm, 8 ¼ "	13-800-21 D	13-802-21 D
23,0 cm, 9 "	13-800-23 D	13-802-23 D



mit Führungsstift
with guide pin



MICRO Ø 8 mm

Gesamtlänge Total length	glatt smooth	fein gerieft fine serrated	glatt smooth	fein gerieft fine serrated
15,0 cm, 6 "	13-800-15 T	13-804-15 T	13-802-15 T	13-806-15 T
18,0 cm, 7 "	13-800-18 T	13-804-18 T	13-802-18 T	13-806-18 T
21,0 cm, 8 ¼ "	13-800-21 T	13-804-21 T	13-802-21 T	13-806-21 T
23,0 cm, 9 "	13-800-23 T	13-804-23 T	13-802-23 T	13-806-23 T

mit Führungsstift
with guide pin



MICRO Ø 8 mm

Gesamtlänge Total length		
15,0 cm, 6 "	13-800-15 DT	13-802-15 DT
18,0 cm, 7 "	13-800-18 DT	13-802-18 DT
21,0 cm, 8 ¼ "	13-800-21 DT	13-802-21 DT
23,0 cm, 9 "	13-800-23 DT	13-802-23 DT

mit Führungsstift
with guide pin





MICRO Ø 9 mm


Gesamtlänge Total length	glatt smooth	fein gerieft fine serrated	glatt smooth	fein gerieft fine serrated
15,0 cm, 6 "	13-800-15 W	13-804-15 W	13-802-15 W	13-806-15 W
18,0 cm, 7 "	13-800-18 W	13-804-18 W	13-802-18 W	13-806-18 W
21,0 cm, 8 ¼ "	13-800-21 W	13-804-21 W	13-802-21 W	13-806-21 W
23,0 cm, 9 "	13-800-23 W	13-804-23 W	13-802-23 W	13-806-23 W

mit Führungsstift
with guide pin



MICRO Ø 9 mm


Gesamtlänge Total length		
15,0 cm, 6 "	13-800-15 DW	13-802-15 DW
18,0 cm, 7 "	13-800-18 DW	13-802-18 DW
21,0 cm, 8 ¼ "	13-800-21 DW	13-802-21 DW
23,0 cm, 9 "	13-800-23 DW	13-802-23 DW



1,2 mm



1,2 mm



2,0 mm



2,0 mm

DE BAKEY
MICRO Ø 8 mm


Gesamtlänge Total length	gerade straight	abgewinkelt angled	gerade straight	abgewinkelt angled
15,0 cm, 6 "	13-820-15	13-821-15	13-822-15	13-823-15
18,0 cm, 7 "	13-820-18	13-821-18	13-822-18	13-823-18
21,0 cm, 8 ¼ "	13-820-21	13-821-21	13-822-21	13-823-21
23,0 cm, 9 "	13-820-23	13-821-23	13-822-23	13-823-23



1,2 mm



1,2 mm





2,0 mm



2,0 mm

DE BAKEY
MICRO Ø 8 mm

Gesamtlänge Total length	gerade straight	abgewinkelt angled	gerade straight	abgewinkelt angled
15,0 cm, 6 "	13-820-15 T	13-821-15 T	13-822-15 T	13-823-15 T
18,0 cm, 7 "	13-820-18 T	13-821-18 T	13-822-18 T	13-823-18 T
21,0 cm, 8 ¼ "	13-820-21 T	13-821-21 T	13-822-21 T	13-823-21 T
23,0 cm, 9 "	13-820-23 T	13-821-23 T	13-822-23 T	13-823-23 T



1,2 mm



1,2 mm







2,0 mm



2,0 mm

DE BAKEY
MICRO Ø 9 mm

Gesamtlänge Total length	gerade straight	abgewinkelt angled	gerade straight	abgewinkelt angled
				
15,0 cm, 6 "	13-820-15 W	13-821-15 W	13-822-15 W	13-823-15 W
18,0 cm, 7 "	13-820-18 W	13-821-18 W	13-822-18 W	13-823-18 W
21,0 cm, 8 ¼ "	13-820-21 W	13-821-21 W	13-822-21 W	13-823-21 W
23,0 cm, 9 "	13-820-23 W	13-821-23 W	13-822-23 W	13-823-23 W



mit Führungsstift
with guide pin



0,4 mm




0,4 mm

MICRO Ø 9 mm

Gesamtlänge Total length	gerade straight	gerade straight
21,0 cm, 8 1/4"	13-850-21	13-850-21 D
23,0 cm, 9"	13-850-23	13-850-23 D

mit Führungsstift
with guide pin



1,0 x 0,5 mm



1,0 x 0,5 mm



2,0 x 1,0 mm



2,0 x 1,0 mm



1,0 x 0,5 mm



2,0 x 1,0 mm

MICRO Ø 9 mm

Gesamtlänge Total length	glatt smooth	fein gerieft fine serrated	glatt smooth	fein gerieft fine serrated		
21,0 cm, 8 1/4"	13-860-21	13-864-21	13-862-21	13-866-21	13-860-21 D	13-862-21 D
23,0 cm, 9"	13-860-23	13-864-23	13-862-23	13-866-23	13-860-23 D	13-862-23 D

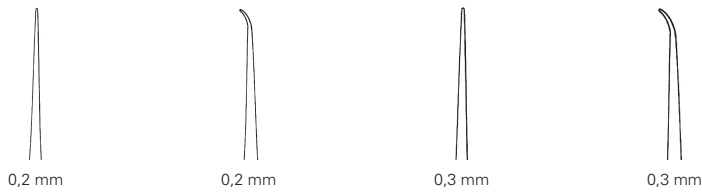


mit Führungsstift
with guide pin



STEEL
STAINLESS

AL
ALUMINIUM



MICRO

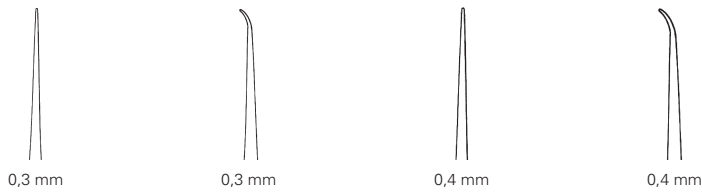
Gesamtlänge Total length	gerade straight	gebogen curved	gerade straight	gebogen curved
15,0 cm, 6 "	13-615-12 A	13-615-22 A	13-615-13 A	13-615-23 A

mit Führungsstift
with guide pin



STEEL
STAINLESS

AL
ALUMINIUM



MICRO

Gesamtlänge Total length	gerade straight	gebogen curved	gerade straight	gebogen curved
18,0 cm, 7 "	13-615-33 A	13-615-43 A	13-615-34 A	13-615-44 A



mit Führungsstift und Fadenplatte
with guide pin and tying platform



STEEL
STAINLESS

AL
ALUMINIUM



MICRO

Gesamtlänge Total length	gerade straight	gebogen curved	gerade straight	gebogen curved
15,0 cm, 6 "	13-615-53 A	13-615-54 A		
18,0 cm, 7 "			13-615-56 A	13-615-57 A

mit Führungsstift
with guide pin



STEEL
STAINLESS

AL
ALUMINIUM



MICRO

Gesamtlänge Total length	gerade straight	gerade straight
20,0 cm, 8 "	13-615-63 A	13-615-65 A





UMENTE MICRO INSTR
 RO INSTRUMENTE ST
 TRUMENTE MICRO INS
 CRO INSTRUMENTS IN
 JUMENTOS DE MICRO S
 O INSTRUMENTARIO MIC
 AF ROM MIKRO IN
 RUMENTS INSTRUME
 EN MICRO MIKRO
 MICRO INSTRUMENTS
 DE MICRO INSTRUMENT

NADELHALTER, FLACHGRIFF
 NEEDLE HOLDERS, FLAT HANDLE

Geschwungener Verschluss
 Streamlined box-lock



STREAMLINE Verschluss

Die Form des gedrehten Schlusses ermöglicht dem Chirurgen ein sicheres Übergleiten des Fadens ohne zu verkleben und / oder zu zerreißen.

STREAMLINE box-lock

Instruments with streamlined box-lock allows surgeons to control sliding of sutures without snagging and / or breaking.

Normaler Verschluss
 Regular box-lock





17-600-18
17-600-20



17-601-18
17-601-20

mit Sperre
with ratchet



17-602-18
17-602-20



17-603-18
17-603-20

ohne Sperre
without ratchet

YASARGIL

17-600-18 - 17-601-18 18,0 cm, 7 "
17-600-20 - 17-601-20 20,0 cm, 8 "

YASARGIL

17-602-18 - 17-603-18 18,0 cm, 7 "
17-602-20 - 17-603-20 20,0 cm, 8 "



17-604-18
17-604-21



17-605-18
17-605-21

mit Sperre
with ratchet



17-606-18
17-606-21



17-607-18
17-607-21


ohne Sperre
without ratchet

JACOBSON

17-604-18 - 17-605-18 18,0 cm, 7 "
17-604-21 - 17-605-21 21,5 cm, 8 ½ "

JACOBSON

17-606-18 - 17-607-18 18,0 cm, 7 "
17-606-21 - 17-607-21 21,5 cm, 8 ½ "



17-604-18 D
17-604-21 D



17-605-18 D
17-605-21 D

mit Sperre
with ratchet



JACOBSON

17-604-18 D - 17-605-18 D 18,0 cm, 7 "
17-604-21 D - 17-605-21 D 21,5 cm, 8 ½ "



17-606-18 D
17-606-21 D



17-607-18 D
17-607-21 D

ohne Sperre
without ratchet



JACOBSON

17-606-18 D - 17-607-18 D 18,0 cm, 7 "
17-606-21 D - 17-607-21 D 21,5 cm, 8 ½ "



17-608-14
17-608-16



17-609-14
17-609-16

mit Sperre
with ratchet

CASTROVIEJO

17-608-14 - 17-609-14 14,0 cm, 5 ½ "
17-608-16 - 17-609-16 16,0 cm, 6 ¼ "



17-610-14
17-610-16



17-611-14
17-611-16

ohne Sperre
without ratchet

CASTROVIEJO

17-610-14 - 17-611-14 14,0 cm, 5 ½ "
17-610-16 - 17-611-16 16,0 cm, 6 ¼ "



1,8 mm



1,8 mm

17-612-14

17-613-14

mit Sperre
with ratchet



CASTROVIEJO

17-612-14 - 17-613-14 14,0 cm, 5 ½"



1,8 mm



1,8 mm

17-614-14

17-615-14

ohne Sperre
without ratchet



CASTROVIEJO

17-614-14 - 17-615-14 14,0 cm, 5 ½"



9 x 0,5 mm



9 x 0,5 mm

17-616-09

17-617-09

mit Sperre
with ratchet



CASTROVIEJO

17-616-09 - 17-617-09 9,0 cm, 3 ½"



9 x 0,5 mm



9 x 0,5 mm

17-618-09

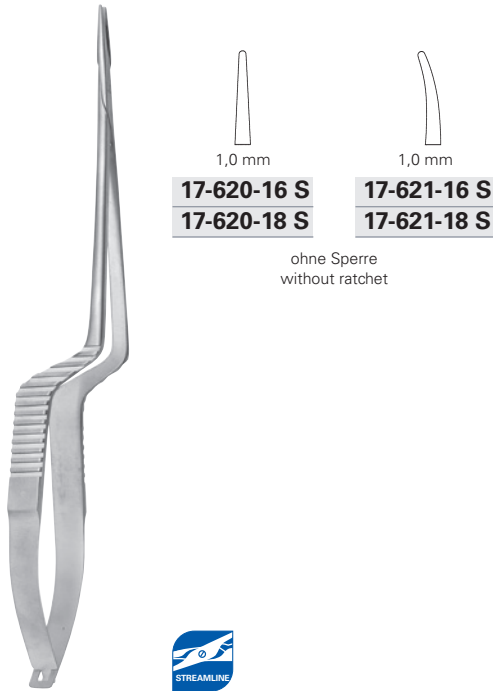
17-619-09

ohne Sperre
without ratchet



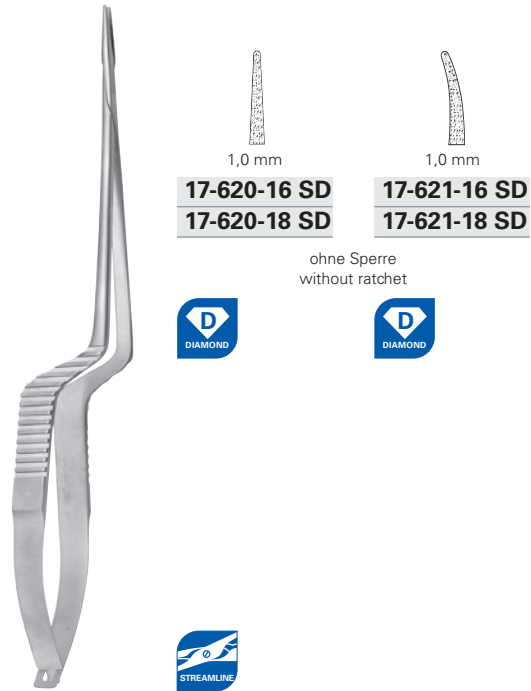
CASTROVIEJO

17-618-09 - 17-619-09 9,0 cm, 3 ½"



JACOBSON

17-620-16 S - 17-621-16 S 16,0 cm, 6 ¼"
17-620-18 S - 17-621-18 S 18,0 cm, 7"



JACOBSON

17-620-16 SD - 17-621-16 SD 16,0 cm, 6 ¼"
17-620-18 SD - 17-621-18 SD 18,0 cm, 7"



CASTROVIEJO

17-622-15 - 17-623-15 14,0 cm, 5 ½"



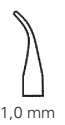
CASTROVIEJO

17-622-14 - 17-623-14 14,0 cm, 5 ½"



1,0 mm

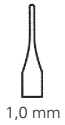
17-630-23



1,0 mm

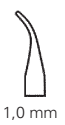
17-631-23

mit Sperre
with ratchet



1,0 mm

17-632-23



1,0 mm

17-633-23

ohne Sperre
without ratchet

YASARGIL

17-630-23 - 17-631-23 22,5 cm, 9 "

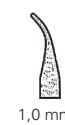
YASARGIL

17-632-23 - 17-633-23 22,5 cm, 9 "



1,0 mm

17-630-23 D



1,0 mm

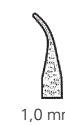
17-631-23 D

mit Sperre
with ratchet



1,0 mm

17-632-23 D



1,0 mm

17-633-23 D

ohne Sperre
without ratchet



YASARGIL

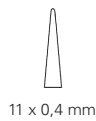

17-630-23 D - 17-631-23 D 22,5 cm, 9 "

YASARGIL


17-632-23 D - 17-633-23 D 22,5 cm, 9 "



mit Sperre
with ratchet



11 x 0,4 mm



11 x 0,4 mm



11 x 0,8 mm

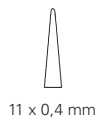



11 x 0,8 mm

MICRO

Gesamtlänge Total length	gerade straight	gebogen curved	gerade straight	gebogen curved
15,0 cm, 6 "	17-634-15 T	17-635-15 T	17-638-15 T	17-639-15 T
18,0 cm, 7 "	17-634-18 T	17-635-18 T	17-638-18 T	17-639-18 T
21,0 cm, 8 ¼ "	17-634-21 T	17-635-21 T	17-638-21 T	17-639-21 T

ohne Sperre
without ratchet



11 x 0,4 mm



11 x 0,4 mm



11 x 0,8 mm




11 x 0,8 mm





MICRO

Gesamtlänge Total length	gerade straight	gebogen curved	gerade straight	gebogen curved
15,0 cm, 6 "	17-636-15 T	17-637-15 T	17-640-15 T	17-641-15 T
18,0 cm, 7 "	17-636-18 T	17-637-18 T	17-640-18 T	17-641-18 T
21,0 cm, 8 ¼ "	17-636-21 T	17-637-21 T	17-640-21 T	17-641-21 T

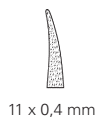

mit Sperre
with ratchet







MICRO

Gesamtlänge Total length	gerade straight	gebogen curved	gerade straight	gebogen curved
15,0 cm, 6 "	 17-634-15 DT	 17-635-15 DT	 17-638-15 DT	 17-639-15 DT
18,0 cm, 7 "	17-634-18 DT	17-635-18 DT	17-638-18 DT	17-639-18 DT
21,0 cm, 8 ¼ "	17-634-21 DT	17-635-21 DT	17-638-21 DT	17-639-21 DT

ohne Sperre
without ratchet




MICRO

Gesamtlänge Total length	gerade straight	gebogen curved	gerade straight	gebogen curved
15,0 cm, 6 "	 17-636-15 DT	 17-637-15 DT	 17-640-15 DT	 17-641-15 DT
18,0 cm, 7 "	17-636-18 DT	17-637-18 DT	17-640-18 DT	17-641-18 DT
21,0 cm, 8 ¼ "	17-636-21 DT	17-637-21 DT	17-640-21 DT	17-641-21 DT



17-646-16	17-647-16
17-644-20	17-645-20
17-642-22	17-643-22
	17-643-24

ohne Sperre
without ratchet



17-644-20 S	17-645-20 S
17-642-22 S	17-643-22 S
17-642-24 S	17-643-24 S

ohne Sperre
without ratchet




YASARGIL

17-646-16 - 17-647-16	16,5 cm, 6 1/2 "
17-644-20 - 17-645-20	20,0 cm, 8 "
17-642-22 - 17-643-22	22,5 cm, 9 "
17-643-24	24,5 cm, 9 2/3 "

YASARGIL

17-644-20 S - 17-645-20 S	20,0 cm, 8 "
17-642-22 S - 17-643-22 S	22,5 cm, 9 "
17-642-24 S - 17-643-24 S	24,5 cm, 9 2/3 "



	17-647-16 T
17-644-20 T	17-645-20 T
17-642-22 T	17-643-22 T

ohne Sperre
without ratchet



17-644-20 ST	17-645-20 ST
17-642-22 ST	17-643-22 ST
17-642-24 ST	17-643-24 ST

ohne Sperre
without ratchet

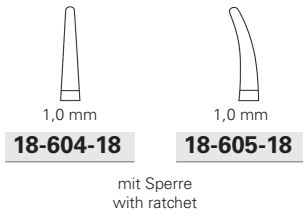


YASARGIL

17-647-16 T	16,5 cm, 6 1/2 "
17-644-20 T - 17-645-20 T	20,0 cm, 8 "
17-642-22 T - 17-643-22 T	22,5 cm, 9 "

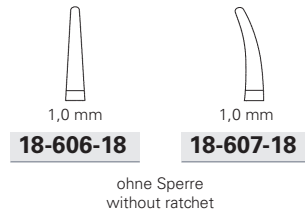
YASARGIL

17-644-20 ST - 17-645-20 ST	20,0 cm, 8 "
17-642-22 ST - 17-643-22 ST	22,5 cm, 9 "
17-642-24 ST - 17-643-24 ST	24,5 cm, 9 2/3 "



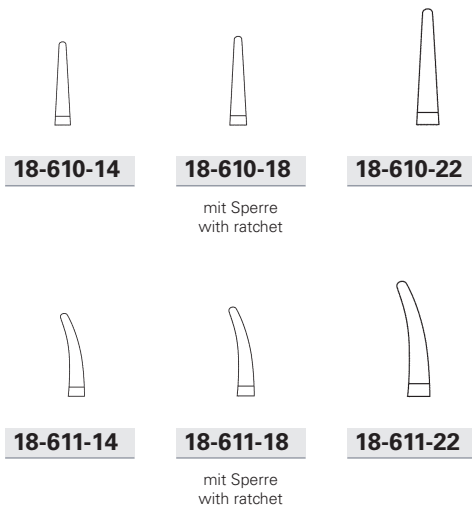
JACOBSON

18-604-18 - 18-605-18 18,0 cm, 7 "



JACOBSON

18-606-18 - 18-607-18 18,0 cm, 7 "

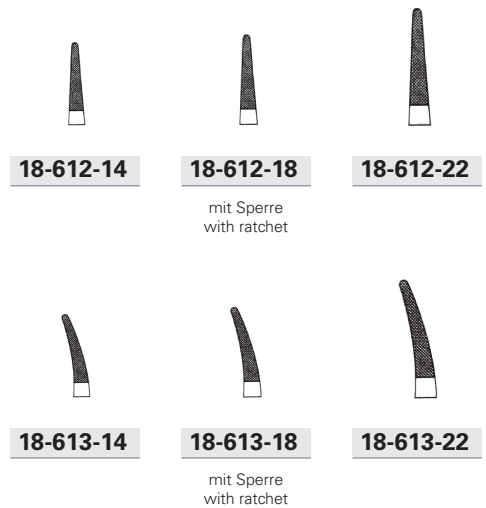


CASTROVIEJO

18-610-14 - 18-611-14 14,0 cm, 5 ½ "

18-610-18 - 18-611-18 18,0 cm, 7 "

18-610-22 - 18-611-22 22,5 cm, 8 "

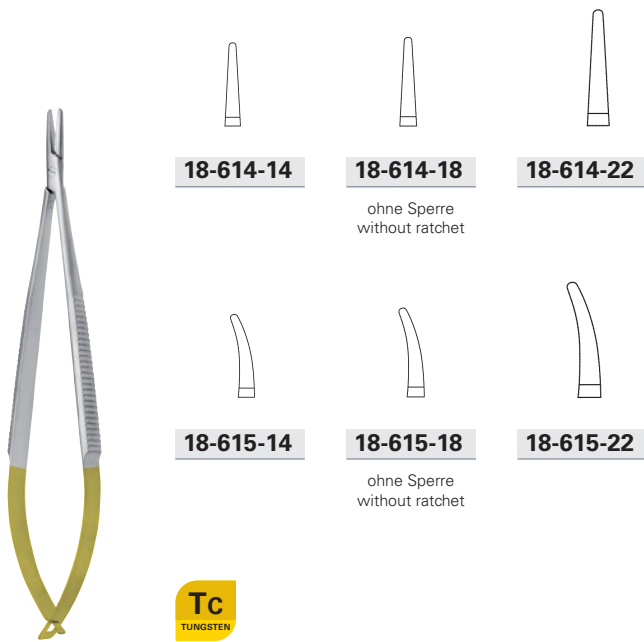


CASTROVIEJO

18-612-14 - 18-613-14 14,0 cm, 5 ½ "

18-612-18 - 18-613-18 18,0 cm, 7 "

18-612-22 - 18-613-22 22,5 cm, 8 "



CASTROVIEJO


18-614-14 - 18-615-14	14,0 cm, 5 ½ "
18-614-18 - 18-615-18	18,0 cm, 7 "
18-614-22 - 18-615-22	22,5 cm, 8 "



CASTROVIEJO

18-616-14 - 18-617-14	14,0 cm, 5 ½ "
18-616-18 - 18-617-18	18,0 cm, 7 "
18-616-22 - 18-617-22	22,5 cm, 8 "

ohne Sperre
without ratchet



0,5 mm

MICRO PEEK

Gesamtlänge Total length	Arbeitslänge Working length WL	gebogen curved
19,8 cm, 7 3/4"	70 mm, 2 3/4"	17-643-19 SP
21,7 cm, 8 1/2"	90 mm, 3 1/2"	17-643-21 SP
24,7 cm, 9 2/3"	120 mm, 4 3/4"	17-643-24 SP



17-601-14 P

mit Sperre
with ratchet



MICRO PEEK

17-601-14 P 14,5 cm, 5 3/4"



17-601-18 P

mit Sperre
with ratchet



MICRO PEEK

17-601-18 P 18,0 cm, 7"



UMENTE MICRO INSTR
 RO INSTRUMENTE ST
 TRUMENTE MICRO INS
 CRO INSTRUMENTS IN
 JUMENTOS DE MICRO S
 O INSTRUMENTARIO MIC
 AF ROMIKROIN
 RUMENTS INSTRUME
 EN ROMIKROINSTR
 MICRO INSTRUMENTS
 MICRO INSTRUMENTS

NADELHALTER, RUNDGRIFF
 NEEDLE HOLDERS, ROUND HANDLE

Geschwungener Verschluss
 Streamlined box-lock



STREAMLINE Verschluss

Die Form des gedrehten Schlusses ermöglicht dem Chirurgen ein sicheres Übergleiten des Fadens ohne zu verkleben und / oder zu zerreißen.



STREAMLINE box-lock

Instruments with streamlined box-lock allows surgeons to control sliding of sutures without snagging and / or breaking.

Normaler Verschluss
 Regular box-lock





mit Sperre
with ratchet



MICRO Ø 9 mm

Gesamtlänge Total length	gerade straight	gebogen curved	gerade straight	gebogen curved
15,0 cm, 6 "	17-664-15 <small>Ø 8 mm</small>	17-665-15 <small>Ø 8 mm</small>		
18,0 cm, 7 "	17-664-18	17-665-18	17-660-18	17-661-18
21,0 cm, 8 ¼ "			17-660-21	17-661-21
23,0 cm, 9 "			17-660-23	17-661-23

ohne Sperre
without ratchet




MICRO Ø 9 mm

Gesamtlänge Total length	gerade straight	gebogen curved	gerade straight	gebogen curved
15,0 cm, 6 "	17-666-15 <small>Ø 8 mm</small>	17-667-15 <small>Ø 8 mm</small>		
18,0 cm, 7 "	17-666-18	17-667-18	17-662-18	17-663-18
21,0 cm, 8 ¼ "			17-662-21	17-663-21
23,0 cm, 9 "			17-662-23	17-663-23



mit Sperre
with ratchet



11 x 0,4 mm



11 x 0,4 mm



11 x 0,8 mm




11 x 0,8 mm

MICRO Ø 9 mm

Gesamtlänge Total length	gerade straight	gebogen curved	gerade straight	gebogen curved
15,0 cm, 6 "	17-664-15 D Ø 8 mm	17-665-15 D Ø 8 mm		
18,0 cm, 7 "	17-664-18 D	17-665-18 D	17-660-18 D	17-661-18 D
21,0 cm, 8 ¼ "		17-665-21 D	17-660-21 D	17-661-21 D
23,0 cm, 9 "			17-660-23 D	17-661-23 D

ohne Sperre
without ratchet



11 x 0,4 mm



11 x 0,4 mm



11 x 0,8 mm





11 x 0,8 mm

MICRO Ø 9 mm

Gesamtlänge Total length	gerade straight	gebogen curved	gerade straight	gebogen curved
15,0 cm, 6 "	17-666-15 D Ø 8 mm	17-667-15 D Ø 8 mm		
18,0 cm, 7 "	17-666-18 D	17-667-18 D	17-662-18 D	17-663-18 D
21,0 cm, 8 ¼ "			17-662-21 D	17-663-21 D
23,0 cm, 9 "			17-662-23 D	17-663-23 D



mit Sperre
with ratchet



MICRO Ø 9 mm

Gesamtlänge Total length	gerade straight	gebogen curved	gerade straight	gebogen curved
15,0 cm, 6 "	17-664-15 S Ø 8 mm	17-665-15 S Ø 8 mm	17-660-15 S Ø 8 mm	17-661-15 S Ø 8 mm
18,0 cm, 7 "	17-664-18 S	17-665-18 S	17-660-18 S	17-661-18 S
21,0 cm, 8 ¼ "			17-660-21 S	17-661-21 S
23,0 cm, 9 "			17-660-23 S	17-661-23 S

ohne Sperre
without ratchet




MICRO Ø 9 mm

Gesamtlänge Total length	gerade straight	gebogen curved	gerade straight	gebogen curved
15,0 cm, 6 "	17-666-15 S Ø 8 mm	17-667-15 S Ø 8 mm	17-662-15 S Ø 8 mm	17-663-15 S Ø 8 mm
18,0 cm, 7 "	17-666-18 S	17-667-18 S	17-662-18 S	17-663-18 S
21,0 cm, 8 ¼ "			17-662-21 S	17-663-21 S
23,0 cm, 9 "			17-662-23 S	17-663-23 S



mit Sperre
with ratchet



11 x 0,4 mm



11 x 0,4 mm



11 x 0,8 mm




11 x 0,8 mm

MICRO Ø 9 mm

Gesamtlänge Total length	gerade straight	gebogen curved	gerade straight	gebogen curved
15,0 cm, 6 "	17-664-15 SD Ø 8 mm	17-665-15 SD Ø 8 mm	17-660-15 SD	17-661-15 SD
18,0 cm, 7 "	17-664-18 SD	17-665-18 SD	17-660-18 SD	17-661-18 SD
21,0 cm, 8 ¼ "			17-660-21 SD	17-661-21 SD
23,0 cm, 9 "			17-660-23 SD	17-661-23 SD

ohne Sperre
without ratchet



11 x 0,4 mm



11 x 0,4 mm



11 x 0,8 mm





11 x 0,8 mm

MICRO Ø 9 mm

Gesamtlänge Total length	gerade straight	gebogen curved	gerade straight	gebogen curved
15,0 cm, 6 "	17-666-15 SD Ø 8 mm	17-667-15 SD Ø 8 mm	17-662-15 SD	17-663-15 SD
18,0 cm, 7 "	17-666-18 SD	17-667-18 SD	17-662-18 SD	17-663-18 SD
21,0 cm, 8 ¼ "			17-662-21 SD	17-663-21 SD
23,0 cm, 9 "			17-662-23 SD	17-663-23 SD


mit Sperre
with ratchet



MICRO Ø 8 mm

Gesamtlänge Total length	gerade straight	gebogen curved	gerade straight	gebogen curved
15,0 cm, 6 "	17-664-15 T	17-665-15 T	17-660-15 T	17-661-15 T
18,0 cm, 7 "	17-664-18 T	17-665-18 T	17-660-18 T	17-661-18 T
21,0 cm, 8 ¼ "	17-664-21 T	17-665-21 T	17-660-21 T	17-661-21 T

ohne Sperre
without ratchet




MICRO Ø 8 mm

Gesamtlänge Total length	gerade straight	gebogen curved	gerade straight	gebogen curved
15,0 cm, 6 "	17-666-15 T	17-667-15 T	17-662-15 T	17-663-15 T
18,0 cm, 7 "	17-666-18 T	17-667-18 T	17-662-18 T	17-663-18 T
21,0 cm, 8 ¼ "	17-666-21 T	17-667-21 T	17-662-21 T	17-663-21 T



mit Sperre
with ratchet



11 x 0,4 mm



11 x 0,4 mm



11 x 0,8 mm



11 x 0,8 mm

MICRO Ø 8 mm

Gesamtlänge Total length	gerade straight	gebogen curved	gerade straight	gebogen curved
15,0 cm, 6 "	17-664-15 DT	17-665-15 DT	17-660-15 DT	17-661-15 DT
18,0 cm, 7 "	17-664-18 DT	17-665-18 DT	17-660-18 DT	17-661-18 DT
21,0 cm, 8 ¼ "	17-664-21 DT	17-665-21 DT	17-660-21 DT	17-661-21 DT

ohne Sperre
without ratchet



11 x 0,4 mm



11 x 0,4 mm



11 x 0,8 mm

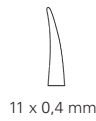
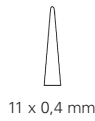



11 x 0,8 mm

MICRO Ø 8 mm

Gesamtlänge Total length	gerade straight	gebogen curved	gerade straight	gebogen curved
15,0 cm, 6 "	17-666-15 DT	17-667-15 DT	17-662-15 DT	17-663-15 DT
18,0 cm, 7 "	17-666-18 DT	17-667-18 DT	17-662-18 DT	17-663-18 DT
21,0 cm, 8 ¼ "	17-666-21 DT	17-667-21 DT	17-662-21 DT	17-663-21 DT


mit Sperre
with ratchet



MICRO Ø 8 mm

Gesamtlänge Total length	gerade straight	gebogen curved	gerade straight	gebogen curved
15,0 cm, 6 "	17-664-15 ST	17-665-15 ST	17-660-15 ST	17-661-15 ST
18,0 cm, 7 "	17-664-18 ST	17-665-18 ST	17-660-18 ST	17-661-18 ST
21,0 cm, 8 ¼ "	17-664-21 ST	17-665-21 ST	17-660-21 ST	17-661-21 ST

ohne Sperre
without ratchet




MICRO Ø 8 mm

Gesamtlänge Total length	gerade straight	gebogen curved	gerade straight	gebogen curved
15,0 cm, 6 "	17-666-15 ST	17-667-15 ST	17-662-15 ST	17-663-15 ST
18,0 cm, 7 "	17-666-18 ST	17-667-18 ST	17-662-18 ST	17-663-18 ST
21,0 cm, 8 ¼ "	17-666-21 ST	17-667-21 ST	17-662-21 ST	17-663-21 ST




mit Sperre
with ratchet



MICRO Ø 8 mm


Gesamtlänge Total length	gerade straight	gebogen curved	gerade straight	gebogen curved
15,0 cm, 6 "	17-664-15 SDT	17-665-15 SDT	17-660-15 SDT	17-661-15 SDT
18,0 cm, 7 "	17-664-18 SDT	17-665-18 SDT	17-660-18 SDT	17-661-18 SDT
21,0 cm, 8 ¼ "	17-664-21 SDT	17-665-21 SDT	17-660-21 SDT	17-661-21 SDT

ohne Sperre
without ratchet



MICRO Ø 8 mm

Gesamtlänge Total length	gerade straight	gebogen curved	gerade straight	gebogen curved
15,0 cm, 6 "	17-666-15 SDT	17-667-15 SDT	17-662-15 SDT	17-663-15 SDT
18,0 cm, 7 "	17-666-18 SDT	17-667-18 SDT	17-662-18 SDT	17-663-18 SDT
21,0 cm, 8 ¼ "	17-666-21 SDT	17-667-21 SDT	17-662-21 SDT	17-663-21 SDT



18,0 x 2,0 mm



18,0 x 2,0 mm



18,0 x 2,0 mm




18,0 x 2,0 mm

MICRO Ø 10 mm

mit Sperre
with ratchet

ohne Sperre
without ratchet

Gesamtlänge Total length	gerade straight	gebogen curved	gerade straight	gebogen curved
19,0 cm, 7 1/2"	17-650-19 SD	17-651-19 SD	17-652-19 SD	17-653-19 SD
23,0 cm, 9"	17-650-23 SD	17-651-23 SD	17-652-23 SD	17-653-23 SD
25,0 cm, 9 3/4"	17-650-25 SD	17-651-25 SD	17-652-25 SD	17-653-25 SD



18,0 x 2,0 mm



18,0 x 2,0 mm



18,0 x 2,0 mm



18,0 x 2,0 mm

MICRO Ø 10 mm

mit Sperre
with ratchet

ohne Sperre
without ratchet

Gesamtlänge Total length	gerade straight	gebogen curved	gerade straight	gebogen curved
19,0 cm, 7 1/2"	17-650-19 SDT	17-651-19 SDT	17-652-19 SDT	17-653-19 SDT
23,0 cm, 9"	17-650-23 SDT	17-651-23 SDT	17-652-23 SDT	17-653-23 SDT
25,0 cm, 9 3/4"	17-650-25 SDT	17-651-25 SDT	17-652-25 SDT	17-653-25 SDT



0,3 mm 0,3 mm
17-668-15 **17-669-15**

mit Sperre
with ratchet

REILL Ø 8 mm

17-668-15 - 17-669-15 15,0 cm, 6 "



0,3 mm 0,3 mm
17-670-15 **17-671-15**

ohne Sperre
without ratchet

REILL Ø 8 mm

17-670-15 - 17-671-15 15,0 cm, 6 "



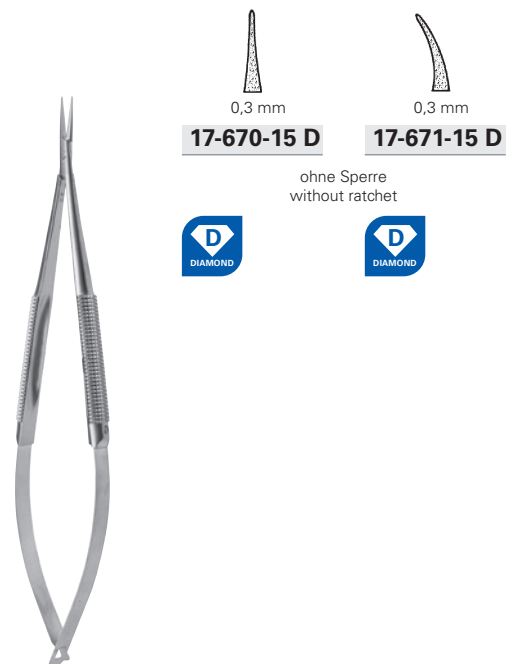
0,3 mm 0,3 mm
17-668-15 D **17-669-15 D**

mit Sperre
with ratchet



REILL Ø 8 mm

17-668-15 D - 17-669-15 D 15,0 cm, 6 "



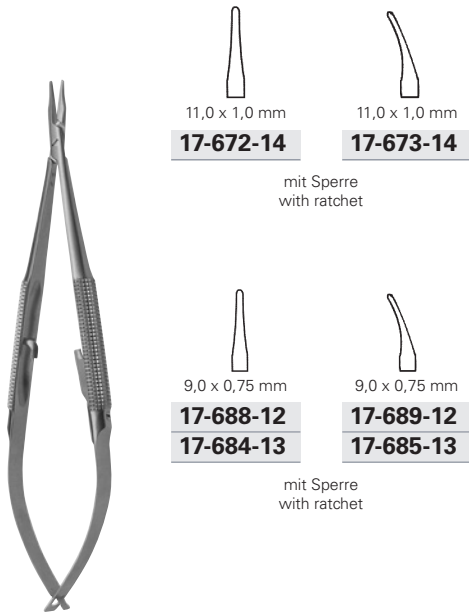
0,3 mm 0,3 mm
17-670-15 D **17-671-15 D**

ohne Sperre
without ratchet



REILL Ø 8 mm

17-670-15 D - 17-671-1 D 15,0 cm, 6 "



11,0 x 1,0 mm
17-672-14

11,0 x 1,0 mm
17-673-14

mit Sperre
with ratchet

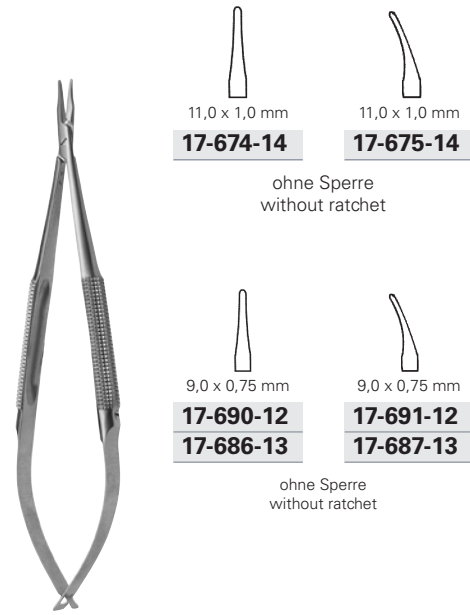
9,0 x 0,75 mm
17-688-12
17-684-13

9,0 x 0,75 mm
17-689-12
17-685-13

mit Sperre
with ratchet

BARRAQUER Ø 8 mm

17-688-12 - 17-689-12	12,0 cm, 4 3/4"
17-684-13 - 17-685-13	13,5 cm, 5 1/4"
17-672-14 - 17-673-14	14,0 cm, 5 1/2"



11,0 x 1,0 mm
17-674-14

11,0 x 1,0 mm
17-675-14

ohne Sperre
without ratchet

9,0 x 0,75 mm
17-690-12
17-686-13

9,0 x 0,75 mm
17-691-12
17-687-13

ohne Sperre
without ratchet

BARRAQUER Ø 8 mm

17-690-12 - 17-691-12	12,0 cm, 4 3/4"
17-686-13 - 17-687-13	13,5 cm, 5 1/4"
17-674-14 - 17-675-14	14,0 cm, 5 1/2"



0,3 mm
17-676-14

0,3 mm
17-677-14

mit Sperre
with ratchet

BARRAQUER Ø 8 mm

17-676-14 - 17-677-14	14,0 cm, 5 1/2"
------------------------------	-----------------



0,3 mm
17-678-14

0,3 mm
17-679-14

ohne Sperre
without ratchet

BARRAQUER Ø 8 mm

17-678-14 - 17-679-14	14,0 cm, 5 1/2"
------------------------------	-----------------



17-684-12

17-685-12

mit Sperre
with ratchet



BARRAQUER Ø 8 mm

17-684-12 - 17-685-12 12,0 cm, 4 ¾"



17-686-12

17-687-12

ohne Sperre
without ratchet



BARRAQUER Ø 8 mm

17-686-12 - 17-687-12 12,0 cm, 4 ¾"



1,0 mm

1,0 mm

17-692-12

17-693-12

17-680-14

17-681-14

mit Sperre
with ratchet



CASTROVIEJO

17-692-12 - 17-693-12 12,0 cm, 4 ¾" Ø 8 mm
17-680-14 - 17-681-14 14,0 cm, 5 ½" Ø 10 mm



1,0 mm

1,0 mm

17-694-12

17-695-12

17-682-14

17-683-14

ohne Sperre
without ratchet



CASTROVIEJO

17-694-12 - 17-695-12 12,0 cm, 4 ¾" Ø 8 mm
17-682-14 - 17-683-14 14,0 cm, 5 ½" Ø 10 mm



9,0 x 0,5 mm

17-696-10
17-696-12



9,0 x 0,5 mm

17-697-10
17-697-12

mit Sperre
with ratchet



BARRAQUER-TROUTMAN

17-696-10 - 17-697-10 10,0 cm, 4 " ∅ 6 mm
17-696-12 - 17-697-12 12,5 cm, 5 " ∅ 7 mm



9,0 x 0,5 mm

17-698-10
17-698-12



9,0 x 0,5 mm

17-699-10
17-699-12

ohne Sperre
without ratchet



BARRAQUER-TROUTMAN

17-698-10 - 17-699-10 10,0 cm, 4 " ∅ 6 mm
17-698-12 - 17-699-12 12,5 cm, 5 " ∅ 7 mm



2,0 mm

17-648-18 D
17-648-21 D

doppelt übersetzt
double action



GREGORY ∅ 10 mm

17-648-18 D 18,0 cm, 7 "
17-648-21 D 21,0 cm, 7 ¼ "



1,8 mm

18-656-17

mit Sperre
with ratchet



WACHTEL ∅ 9 mm

18-656-17 17,0 cm, 6 ¾ "



1,0 mm


18-658-18

mit Sperre
with ratchet



HEPP-SCHEIDEL ∅ 8 mm

18-658-18 18,0 cm, 7 "



MICRO Ø 9 mm

18-660-18 - 18-667-18 18,0 cm, 7 "



MICRO Ø 9 mm

18-662-18 - 18-665-18 18,0 cm, 7 "




BARRAQUER Ø 8 mm

18-672-14 - 18-673-14 14,0 cm, 5 ½ "



BARRAQUER Ø 8 mm


18-674-14 - 18-675-14 14,0 cm, 5 ½ "



mit Sperre
with ratchet

CASTROVIEJO Ø 10 mm

18-680-14 - 18-681-14	14,0 cm, 5 1/2 "
18-680-18 - 18-681-18	18,0 cm, 7 "



ohne Sperre
without ratchet

CASTROVIEJO Ø 10 mm

18-682-14 - 18-683-14	14,0 cm, 5 1/2 "
18-682-18 - 18-683-18	18,0 cm, 7 "



mit Sperre
with ratchet

17-660-15 A - 17-661-15 A	15,0 cm, 6 "
17-660-18 A - 17-661-18 A	18,0 cm, 7 "



ohne Sperre
without ratchet

17-662-15 A - 17-663-15 A	15,0 cm, 6 "
17-662-18 A - 17-663-18 A	18,0 cm, 7 "







GEFÄSSCLIP SYSTEME &
APPROXIMATOREN

VESSEL CLIP SYSTEMS &
APPROXIMATORS

AS[®]
Medizintechnik


 Abbildung: **15-450-09**
 Illustration: **15-450-09**

BIEMER

Clipform Clip form	Maulöffnung Opening	Maullänge Length of jaw	Schließkraft Closing force	Schließkraft Closing force	Artikelnummer Item number
			gms	Newton	
	4,0 mm	6,0 mm	30 - 40	0,29 - 0,39	15-450-06
	5,0 mm	9,0 mm	30 - 40	0,29 - 0,39	15-450-09
	5,0 mm	9,0 mm	20 - 25	0,20 - 0,25	15-452-09

Für temporären Gebrauch: Für Gefäße mit einem Durchmesser von 0,5 - 2,0 mm. Maulinnenflächen schräg gerieft, für schonendes, sicheres Festhalten der Gefäße. Der fest eingestellte Schließdruck gewährt eine risikofreie Anwendung.

For temporary use: For vessel diameter 0,5 - 2,0 mm. Blade gripping surface with oblique serration for safe and careful gripping the vessels. No risk due to rigidly fixed closing force.



BIEMER-MÜLLER

15-464-14 14,5 cm, 5 1/2"

Anlegepinzette, ohne Schloß
 Applying forceps, without lock



BIEMER-MÜLLER

15-466-14 14,5 cm, 5 1/2"

Anlegepinzette, mit Schloß
 Applying forceps, with lock



31-210-01 25,0 mm

31-210-02 28,0 mm

31-210-03 38,0 mm

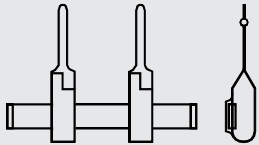
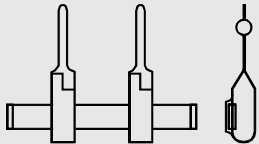
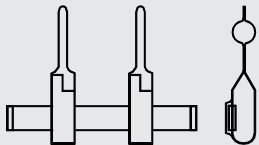
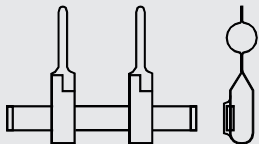
31-210-04 54,0 mm

Epikardial Retraktoren
 Epicardial retractors



Abbildung: **15-462-03**
Illustration: **15-462-03**

MÜLLER

Approximatorform Approximator form	Durchmesser Diameter	Schließkraft Closing force	Schließkraft Closing force	Artikelnummer Item number
STEEL STAINLESS	Ø	gms	Newton	
	1,0 mm	25 - 30	0,25 - 0,29	15-462-01
	2,0 mm	25 - 30	0,25 - 0,29	15-462-02
	3,0 mm	25 - 30	0,25 - 0,29	15-462-03
	4,0 mm	25 - 30	0,25 - 0,29	15-462-04

Für temporären Gebrauch: Für Gefäße mit einem Durchmesser von 0,5 - 2,0 mm. Maulinnenflächen schräg gerieft, für schonendes, sicheres Festhalten der Gefäße. Der fest eingestellte Schließdruck gewährt eine risikofreie Anwendung.

For temporary use: For vessel diameter 0,5 - 2,0 mm. Blade gripping surface with oblique serration for safe and careful gripping the vessels. No risk due to rigidly fixed closing force.



BIEMER-MÜLLER

15-464-14 14,5 cm, 5 1/2 "


Anlegepinzette, ohne Schloß
Applying forceps, without lock




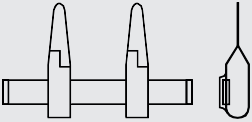
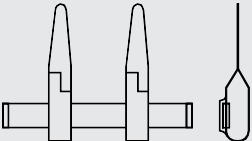
BIEMER-MÜLLER

15-466-14 14,5 cm, 5 1/2 "

Anlegepinzette, mit Schloß
Applying forceps, with lock


 Abbildung: **15-458-09**
 Illustration: **15-458-09**

BIEMER-MÜLLER

Approximatorform Approximator form	Maulöffnung Opening	Maullänge Length of jaw	Schließkraft Closing force	Schließkraft Closing force	Artikelnummer Item number
			gms	Newton	
	4,0 mm	6,0 mm	30 - 40	0,29 - 0,39	15-458-04
	5,0 mm	9,0 mm	30 - 40	0,29 - 0,39	15-456-09
	5,0 mm	9,0 mm	30 - 40	0,29 - 0,39	15-457-09
	5,0 mm	9,0 mm	30 - 40	0,29 - 0,39	15-458-09
	5,0 mm	9,0 mm	30 - 40	0,29 - 0,39	15-459-09

Für temporären Gebrauch: Für Gefäße mit einem Durchmesser von 0,5 - 2,0 mm. Maulinnenflächen schräg gerieft, für schonendes, sicheres Festhalten der Gefäße. Der fest eingestellte Schließdruck gewährt eine risikofreie Anwendung.

For temporary use: For vessel diameter 0,5 - 2,0 mm. Blade gripping surface with oblique serration for safe and careful gripping the vessels. No risk due to rigidly fixed closing force.



BIEMER-MÜLLER

15-464-14 14,5 cm, 5 ½"

Anlegepinzette, ohne Schloß
 Applying forceps, without lock



BIEMER-MÜLLER

15-466-14 14,5 cm, 5 ½"

Anlegepinzette, mit Schloß
 Applying forceps, with lock



Abbildung: **15-460-06**
Illustration: **15-460-06**

BIEMER

Approximatorform Approximator form	Maulöffnung Opening	Maullänge Length of jaw	Schließkraft Closing force	Schließkraft Closing force	Artikelnummer Item number
			gms	Newton	
	5,0 mm	9,0 mm	30 - 40	0,29 - 0,39	15-460-06

Für temporären Gebrauch: Für Gefäße mit einem Durchmesser von 0,5 - 2,0 mm. Maulinnenflächen schräg gerieft, für schonendes, sicheres Festhalten der Gefäße. Der fest eingestellte Schließdruck gewährt eine risikofreie Anwendung.

For temporary use: For vessel diameter 0,5 - 2,0 mm. Blade gripping surface with oblique serration for safe and careful gripping the vessels. No risk due to rigidly fixed closing force.

BIEMER SET



15-460-00


BIEMER Approximator 15-460-06 inkl.
Pinzette 15-470-14
BIEMER Approximator 15-460-06 incl.
forceps 15-470-14



BIEMER

15-472-02

BIEMER Approximator inkl.
Schlüssel 15-473-99
BIEMER Approximator incl.
key 15-473-99



BIEMER

15-473-02

BIEMER Approximator für Nerven inkl.
Schlüssel 15-473-99
BIEMER Approximator for nerves incl.
key 15-473-99



BIEMER

15-470-14 14,5 cm, 5 1/2 "

Anlegepinzette für Approximator 15-460-06
Applying forceps for approximator 15-460-06




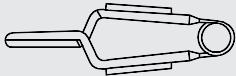

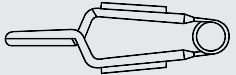

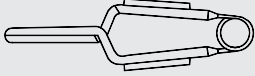
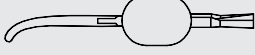
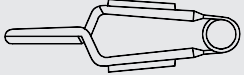

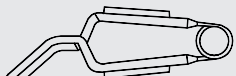

BIEMER

15-473-99

Schlüssel für Approximatoren
Key for approximators


 Abbildung: **15-481-50**
 Illustration: **15-481-50**

MÜLLER

Clipform Clip form	Schließkraft Closing force	Schließkraft Closing force	Artikelnummer Item number
	gms	Newton	
	50	0,49	15-480-50
	80	0,79	15-480-80
	50	0,49	15-481-50
	80	0,79	15-481-80
	50	0,49	15-483-50
	80	0,79	15-483-80
	50	0,49	15-485-50
	80	0,79	15-485-80
	50	0,49	15-487-50
	80	0,79	15-487-80

Für temporären Gebrauch: Für Gefäße mit einem Durchmesser von 0,5 - 2,0 mm. Maulinnenflächen schräg gerieft, für schonendes, sicheres Festhalten der Gefäße. Der fest eingestellte Schließdruck gewährt eine risikofreie Anwendung.

For temporary use: For vessel diameter 0,5 - 2,0 mm. Blade gripping surface with oblique serration for safe and careful gripping the vessels. No risk due to rigidly fixed closing force.



ACLAND

Klemmenform Clamp form	Länge Length	für Gefäß for vessel	Beschreibung Description	Artikelnummer Item number	Artikelnummer Item number
		Ø			
	8,0 mm	0,3 - 1,0 mm	B - 1	15-478-01 A 15-478-01 V	15-478-01 AB 15-478-01 VB
	11,0 mm	0,6 - 1,4 mm	B - 2	15-478-02 A 15-478-02 V	15-478-02 AB 15-478-02 VB
	16,0 mm	1,0 - 2,2 mm	B - 3	15-478-03 A 15-478-03 V	15-478-03 AB 15-478-03 VB
	24,0 mm	1,5 - 3,3 mm	HD - S	15-478-04 A 15-478-04 V	15-478-04 AB 15-478-04 VB
	35,0 mm	2,0 - 5,0 mm	RD - S	15-478-05 A 15-478-05 V	15-478-05 AB 15-478-05 VB

Einzelklemmen, VE 2 Stück
Single clamps, Unit 2 pcs.

Klemmentypen: Die Klemmen sind in zwei unterschiedlichen Typen erhältlich. Für **Arterien** empfehlen wir den Typ „A“ mit einem leicht nach innen gebogenen Schenkel, um ein Ausgleiten zu verhindern. Für **Venen** wird in der Regel Typ „V“ eingesetzt. Die Schenkel sind flach und schliessen parallel.

Clamp types: Two types of clamps are available for your clinical needs. For **arteries**, we recommend clamp type „A“ with its slightly inward-curving jaw tip to prevent slippage. Clamp type „V“ is intended for **veins**. The flat, parallel-closing jaws ensure complete closure.

ACLAND

Klemmenform Clamp form	Länge Length	für Gefäß for vessel Ø	Beschreibung Description	Artikelnummer Item number	
					
	8,0 mm	0,3 - 1,0 mm	ABB - 11	15-478-11 A 15-478-11 V	15-478-11 AB 15-478-11 VB
	11,0 mm	0,6 - 1,4 mm	ABB - 22	15-478-12 A 15-478-12 V	15-478-12 AB 15-478-12 VB
	16,0 mm	1,0 - 2,2 mm	ABB - 33	15-478-13 A 15-478-13 V	15-478-13 AB 15-478-13 VB
	24,0 mm	1,5 - 3,3 mm	HD - D	15-478-14 A 15-478-14 V	15-478-14 AB 15-478-14 VB
	35,0 mm	2,0 - 5,0 mm	RD - D	15-478-15 A 15-478-15 V	15-478-15 AB 15-478-15 VB

Doppelklemmen, Approximator, verstellbar ohne Rahmen
 Double clamps, Approximator, adjustable without frame

Klemmentypen: Die Klemmen sind in zwei unterschiedlichen Typen erhältlich. Für **Arterien** empfehlen wir den Typ „A“ mit einem leicht nach innen gebogenen Schenkel, um ein Ausgleiten zu verhindern. Für **Venen** wird in der Regel Typ „V“ eingesetzt. Die Schenkel sind flach und schliessen parallel.

Clamp types: Two types of clamps are available for your clinical needs. For **arteries**, we recommend clamp type „A“ with its slightly inward-curving jaw tip to prevent slippage. Clamp type „V“ is intended for **veins**. The flat, parallel-closing jaws ensure complete closure.



ACLAND

Klemmenform Clamp form	Länge Length	für Gefäß for vessel Ø	Beschreibung Description	Artikelnummer Item number 	Artikelnummer Item number 
	8,0 mm	0,3 - 1,0 mm	ABB - 1	15-478-21 A 15-478-21 V	15-478-21 AB 15-478-21 VB
	11,0 mm	0,6 - 1,4 mm	ABB - 2	15-478-22 A 15-478-22 V	15-478-22 AB 15-478-22 VB
	16,0 mm	1,0 - 2,2 mm	ABB - 3	15-478-23 A 15-478-23 V	15-478-23 AB 15-478-23 VB

Doppelklemmen, Approximator, verstellbar mit Rahmen
Double clamps, Approximator, adjustable with frame

ACLAND

Klemmenform Clamp form	Länge Length	für Gefäß for vessel Ø	Beschreibung Description	Artikelnummer Item number 	Artikelnummer Item number 
	8,0 mm	0,3 - 1,0 mm	BB - 1	15-478-31 A 15-478-31 V	15-478-31 AB 15-478-31 VB
	11,0 mm	0,6 - 1,4 mm	BB - 2	15-478-32 A 15-478-32 V	15-478-32 AB 15-478-32 VB
	16,0 mm	1,0 - 2,2 mm	BB - 3	15-478-33 A 15-478-33 V	15-478-33 AB 15-478-33 VB

Doppelklemmen mit Rahmen
Double clamps with frame

Klemmentypen: Die Klemmen sind in zwei unterschiedlichen Typen erhältlich. Für **Arterien** empfehlen wir den Typ „A“ mit einem leicht nach innen gebogenen Schenkel, um ein Ausgleiten zu verhindern. Für **Venen** wird in der Regel Typ „V“ eingesetzt. Die Schenkel sind flach und schliessen parallel.

Clamp types: Two types of clamps are available for your clinical needs. For **arteries**, we recommend clamp type „A“ with its slightly inward-curving jaw tip to prevent slippage. Clamp type „V“ is intended for **veins**. The flat, parallel-closing jaws ensure complete closure.

ACLAND

Klemmenform Clamp form	Länge Length	für Gefäß for vessel	Beschreibung Description	Artikelnummer Item number	Artikelnummer Item number
 2 <small>STK - PCS - PZS - PZ</small>		∅			
	8,0 mm	0,3 - 1,0 mm	DC - 1	15-478-41 A 15-478-41 V	15-478-41 AB 15-478-41 VB
	11,0 mm	0,6 - 1,4 mm	DC - 2	15-478-42 A 15-478-42 V	15-478-42 AB 15-478-42 VB
	16,0 mm	1,0 - 2,2 mm	DC - 3	15-478-43 A 15-478-43 V	15-478-43 AB 15-478-43 VB

Einzelklemmen, VE 2 Stück
 Single clamps, Unit 2 pcs.

Micro-Gefäßklemmen

Micro-Gefäßklemmen dienen dem Abklemmen von Gefäßen. Die Klemmen erfüllen alle Anforderungen für den Einsatz in der Micro-Chirurgie:

- hochwertige Chromstahl-Legierung
- elektronisch justierter Druck
- jedes Instrument wird getestet
- Innenseite mit Overgrip gegen Ausgleiten

Microvascular Clamps

Microvascular clamps are used for pinching off vessels. The clamps fully satisfy all clinical requirements of microsurgery, including

- high grade stainless steel alloy
- electronically controlled closing pressure
- individual functional testing
- specially treated no-slip surface

Tubenklemmen

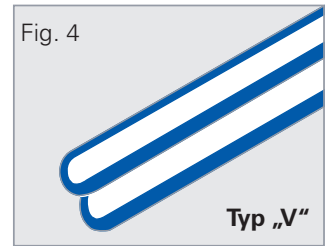
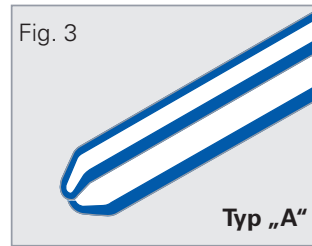
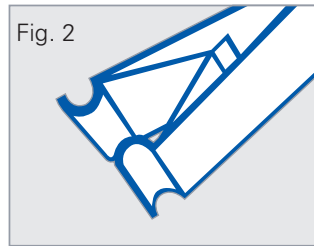
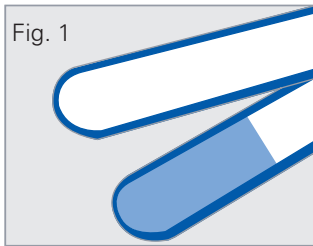
Tubenklemmen werden zum Fassen und Verbinden von Eileitern und Samenleitern verwendet. Sie eignen sich für den Einsatz in der Micro-Chirurgie und zeichnen sich durch folgende Eigenschaften aus:

- hochwertige Chromstahl-Legierung
- jedes Instrument wird getestet

Tubal Clamps

Tubal clamps are used to hold and approximate fallopian tubes and spermatic ducts. The clamps are suitable for the use in microsurgery and are characterized by the following properties:

- high grade stainless steel alloy
- individual functional testing



Overgrip

Die Innenseite der Backen ist mit einem speziellen Overgrip-Verfahren bearbeitet, die ein Ausgleiten oder Verrutschen des Gefäßes in allen Richtungen verhindert. Eine Verletzung der Gefäßwände ist dank der feinen Oberfläche der Klemmbacken nicht möglich (Fig. 1).

“Overgrip” Surface Treatment

The inner side of the clamp jaws receives a special surface treatment to prevent vessel slippage. The finely structured surface makes damaging the vascular walls nearly impossible (Fig. 1).

Sicherheit

Jede Klemme wird elektronisch auf den Schliessdruck hin geprüft. Durch die Ausformung der Klemmenenden ist eine sichere Handhabung garantiert (Fig. 2).

Security

The closing force of every clamp is electronically tested. Secure handling is guaranteed by the shape of the clamp ends (Fig. 2).

Klemmentypen

Die Klemmen sind in zwei unterschiedlichen Typen erhältlich. Für Arterien empfehlen wir den Typ A mit einem leicht nach innen gebogenen Schenkel, um ein Ausgleiten zu verhindern (Fig. 3). Für Venen wird in der Regel Typ V eingesetzt. Die Schenkel sind flach und schliessen parallel (Fig. 4). Für weitere Anwendungsgebiete stehen abgewinkelte Klemmen (Typ DC) und Klemmen mit Radius (Typ R) zur Verfügung. Alle Klemmen sind blank oder schwarz erhältlich.

Clamp Types

Two types of clamps are available for your clinical needs. For arteries, we recommend clamp type A with its slightly inward-curving jaw tip to prevent slippage (Fig. 3). Clamp type V is intended for veins. The flat, parallel-closing jaws ensure complete closure (Fig. 4). For other applications angulated clamps (type DC) and radial clamps (type R) are available. All clamps are available in either black or satin finish.

Klemmengröße Clamp size	Klemmendruck g/mm ² Clamp pressure g/mm ²
8,0 mm	0
11,0 mm	5
16,0 mm	10
24,0 mm	10
35,0 mm	15

Klemmengröße Clamp size	Gefäßdurchmesser Vessel diameter
8,0 mm	0,3 - 1,0 mm
11,0 mm	0,6 - 1,4 mm
16,0 mm	1,0 - 2,2 mm
24,0 mm	1,5 - 3,3 mm
35,0 mm	2,0 - 5,0 mm

Klemmengrößen: Die richtige Wahl der Klemmengröße, Gefäßdurchmesser und Klemmendruck sind aus den Tabellen ersichtlich. Die Daten beziehen sich auf das Gefäß in voller Dilatation. Verwenden Sie nach Möglichkeit eine Klemmengröße die im mittleren Bereich des Gefäßdurchmessers liegt.

Clamp size: The correct clamp size and pressure according to blood vessel diameter are shown in the tables above. In all cases, the data refers to completely dilated vessels. If possible, we recommend to choose the clamp size appropriate for the medium range of vessel diameters.


 ohne Schloß
 without lock

ACLAND
15-479-01 14,0 cm, 5 1/2 "

 Anlegepinzette für 8 - 16 mm
 Applying forceps for 8 - 16 mm

 ohne Schloß
 without lock

ACLAND
15-479-02 14,0 cm, 5 1/2 "

 Anlegepinzette für 8 - 16 mm
 Applying forceps for 8 - 16 mm

 ohne Schloß
 without lock

ACLAND
15-479-03 14,0 cm, 5 1/2 "

 Anlegepinzette für 24 - 35 mm
 Applying forceps for 24 - 35 mm

 mit Schloß
 with lock

ACLAND
15-479-11 14,0 cm, 5 1/2 "

 Anlegepinzette für 8 - 16 mm
 Applying forceps for 8 - 16 mm

 mit Schloß
 with lock

ACLAND
15-479-12 14,0 cm, 5 1/2 "

 Anlegepinzette für 8 - 16 mm
 Applying forceps for 8 - 16 mm

 mit Schloß
 with lock

ACLAND
15-479-13 14,0 cm, 5 1/2 "


 Anlegepinzette für 24 - 35 mm
 Applying forceps for 24 - 35 mm




INSTRUMENTENDOSEN &
EINSÄTZE, STERILISIERKASSETTEN

INSTRUMENT CASES AND
RACKS, STERILIZING CASES

AS[®]
Medizintechnik


56-350-01 230 x 130 mm


 Einsatz für 8 Instrumente von 90 bis 150 mm
 Rack for 8 Instruments from 90 up to 150 mm

56-350-03 230 x 130 mm

 Einsatz für 8 Instrumente von 90 bis 150 mm, inkl. Klemmenbox
 Rack for 8 Instruments from 90 up to 150 mm, incl. Clamp Box

56-350-02 230 x 130 mm

 Einsatz für 8 Instrumente von 150 bis 180 mm
 Rack for 8 Instruments from 150 up to 180 mm

56-350-04 230 x 130 mm

 Einsatz für 8 Instrumente von 150 bis 180 mm, inkl. Klemmenbox
 Rack for 8 Instruments from 150 up to 180 mm, incl. Clamp Box

56-350-05 230 x 130 mm

 Einsatz für 8 Instrumente von 90 bis 150 mm, zusätzlich 3
 Instrumente 150 bis 180 mm, ohne Klemmenbox
 Rack for 8 Instruments from 90 up to 150 mm, additionally 3
 Instruments from 150 up to 180 mm, without Clamp Box

56-350-06 230 x 130 mm

 Einsatz für 8 Instrumente von 90 bis 150 mm, zusätzlich 3
 Instrumente 150 bis 180 mm, inkl. Klemmenbox
 Rack for 8 Instruments from 90 up to 150 mm, additionally 3
 Instruments from 150 up to 180 mm, incl. Clamp Box

56-350-10 70 x 45 mm


 Klemmenbox, einzeln
 Clamp box, only



56-352-13 150 x 90 x 13 mm

Instrumentendose, gelocht mit Silikonhalterungen
für 7 Instrumente von 90 bis 140 mm

Instrument case, perforated with silicone holding
device for 7 Instruments from 90 up to 140 mm



56-352-17 210 x 125 x 17 mm

Instrumentendose, gelocht mit Silikonhalterungen
für 13 Instrumente bis 200 mm

Instrument case, perforated with silicone holding
device for 13 Instruments up to 200 mm




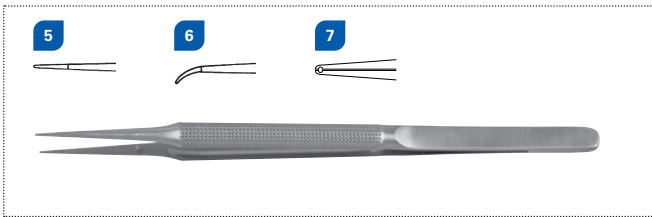

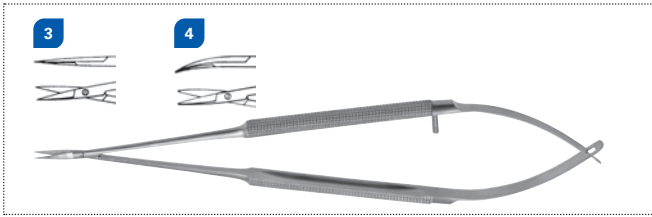





UMENTE MICRO INSTR
RO INSTRUMENTE ST
TRUMENTE MICRO INS
CRO INSTRUMENTS IN
UMENTOS DE MICRO S
O INSTRUMENTARIO MIC
ARIO MICRO MIKRO IN
RUMENTS INSTRUME
ENTARIO MICRO MIKRO
MICRO INSTRUMENTS

INSTRUMENTENSÄTZE
INSTRUMENT SETS


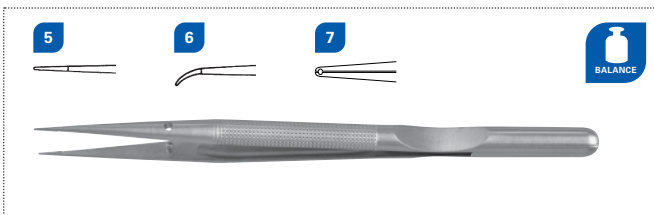




AS[®]
Medizintechnik





59-010-12

Position Position	Artikelnummer Item number	Stückzahl Quantity	Beschreibung Description
 	56-350-03	1 St. 1 pcs.	Einsatz für 8 Instrumente inkl. Klemmenbox Rack for 8 Instruments incl. Clamp Box
 	17-667-15	1 St. 1 pcs.	Nadelhalter, Ø 8 mm, 11 x 0,4 mm, gebogen, 15 cm Needle holder, Ø 8 mm, 11 x 0,4 mm, curved, 15 cm
 	11-684-15	1 St. 1 pcs.	Schere, Ø 8 mm, 9 mm, gerade, 15 cm Scissors, Ø 8 mm, 9 mm, straight, 15 cm
 	11-685-15	1 St. 1 pcs.	Schere, Ø 8 mm, 9 mm, gebogen, 15 cm Scissors, Ø 8 mm, 9 mm, curved, 15 cm
 	13-610-15	1 St. 1 pcs.	Pinzette, Ø 8 mm, 0,7 x 6,0 mm, gerade, 15 cm Forceps, Ø 8 mm, 0,7 x 6,0 mm, straight, 15 cm
 	13-611-15	1 St. 1 pcs.	Pinzette, Ø 8 mm, 0,7 x 6,0 mm, gebogen, 15 cm Forceps, Ø 8 mm, 0,7 x 6,0 mm, curved, 15 cm
 	13-612-15 R	1 St. 1 pcs.	Pinzette, Ø 8 mm, Pierse Ø 0,3 mm, gerade, 15 cm Forceps, Ø 8 mm, Pierse Ø 0,3 mm, straight, 15 cm
 	13-605-11	1 St. 1 pcs.	Pinzette, Gefäßdilator, 0,3 mm, 11 cm Forceps, Vessel dilator, 0,3 mm, 11 cm
 	15-479-01	1 St. 1 pcs.	ACLAND Anlegepinzette, gerade, 14 cm ACLAND Applying forceps, straight, 14 cm
 	15-478-02 V	2 St. 2 pcs.	ACLAND Einzelklemme, 11 mm, Vene, B-2V ACLAND Single clamp, 11 mm, vein, B-2V
 	15-478-03 V	2 St. 2 pcs.	ACLAND Einzelklemme, 16 mm, Vene, B-3V ACLAND Single clamp, 16 mm, vein, B-3V
 	15-478-04 V	2 St. 2 pcs.	ACLAND Einzelklemme, 24 mm, Vene, HD-SV ACLAND Single clamp, 24 mm, vein, HD-SV
 	15-478-12 V	1 St. 1 pcs.	ACLAND Doppelklemme, 11 mm, Vene, ABB-22V ACLAND Double clamp, 11 mm, vein, ABB-22V
 	15-478-13 V	1 St. 1 pcs.	ACLAND Doppelklemme, 16 mm, Vene, ABB-33V ACLAND Double clamp, 16 mm, vein, ABB-33V
 	15-478-14 V	1 St. 1 pcs.	ACLAND Doppelklemme, 11 mm, Vene, HD-DV ACLAND Double clamp, 11 mm, vein, HD-DV






59-010-13

Position Position	Artikelnummer Item number	Stückzahl Quantity	Beschreibung Description
	56-350-03	1 St. 1 pcs.	Einsatz für 8 Instrumente inkl. Klemmenbox Rack for 8 Instruments incl. Clamp Box
	17-667-15	1 St. 1 pcs.	Nadelhalter, Ø 8 mm, 11 x 0,4 mm, gebogen, 15 cm Needle holder, Ø 8 mm, 11 x 0,4 mm, curved, 15 cm
	11-684-15	1 St. 1 pcs.	Schere, Ø 8 mm, 9 mm, gerade, 15 cm Scissors, Ø 8 mm, 9 mm, straight, 15 cm
	11-685-15	1 St. 1 pcs.	Schere, Ø 8 mm, 9 mm, gebogen, 15 cm Scissors, Ø 8 mm, 9 mm, curved, 15 cm
	13-610-15 W	1 St. 1 pcs.	Pinzette, Ø 9 mm, 0,7 x 6,0 mm, gerade, Gewicht, 15 cm Forceps, Ø 9 mm, 0,7 x 6,0 mm, straight, weight, 15 cm
	13-611-15 W	1 St. 1 pcs.	Pinzette, Ø 9 mm, 0,7 x 6,0 mm, geb., Gewicht, 15 cm Forceps, Ø 9 mm, 0,7 x 6,0 mm, curved, weight, 15 cm
	13-612-15 RW	1 St. 1 pcs.	Pinzette, Ø 9 mm, Pierse Ø 0,3 mm, ger., Gewicht, 15 cm Forceps, Ø 9 mm, Pierse Ø 0,3 mm, str., weight, 15 cm
	13-605-11	1 St. 1 pcs.	Pinzette, Gefäßdilator, 0,3 mm, 11 cm Forceps, Vessel dilator, 0,3 mm, 11 cm
	15-479-01	1 St. 1 pcs.	ACLAND Anlegepinzette, gerade, 14 cm ACLAND Applying forceps, straight, 14 cm
	15-478-02 V	2 St. 2 pcs.	ACLAND Einzelklemme, 11 mm, Vene, B-2V ACLAND Single clamp, 11 mm, vein, B-2V
	15-478-03 V	2 St. 2 pcs.	ACLAND Einzelklemme, 16 mm, Vene, B-3V ACLAND Single clamp, 16 mm, vein, B-3V
	15-478-22 V	1 St. 1 pcs.	ACLAND Doppelklemme, 11 mm, Vene, ABB-2V ACLAND Double clamp, 11 mm, vein, ABB-2V
	15-478-23 V	1 St. 1 pcs.	ACLAND Doppelklemme, 16 mm, Vene, ABB-3V ACLAND Double clamp, 16 mm, vein, ABB-3V

AS PORTFOLIO

asipco®



Sterilisations-Container System
Sterilizing-Container System
Sistema de contenedor de esterilización
Sistema di contenitori di sterilizzazione

SURGERY



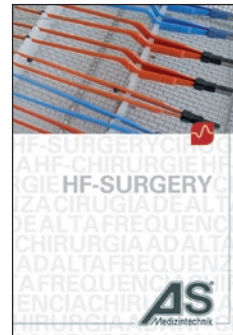
Chirurgie
Surgery
Cirugía
Chirurgia

OSTEO



Osteosynthese
Osteosynthesis
Osteosíntesis
Osteosintesi

HF SURGERY




Hochfrequenz Chirurgie
High Frequency Surgery
Cirugía de alta frecuencia
Chirurgia ad alta frequenza

MICRO



Mikro Instrumente
Micro Instruments
Instrumentos de micro
Strumentario micro

ARTHRO



Arthroskopie Instrumente
Arthroscopy Instruments
Instrumentos para Artroscofia
Strumenti per Artroscofia

ENDO



Endoskope und Zubehör
Endoscopes and accessories
Endoscopios y accesorios
Endoscopi e accessori

